



INSTITUTO TECNOLÓGICO SUPERIOR DE TLATLAUQUITEPEC
PUEBLA

Estado de Origen y Aplicación de Recursos
Del 01/jun/2019 al 30/jun/2019

Usu: supervisor

Rep: rptEstadoOrigenAplicacion

ORIGEN DE LOS RECURSOS

EXISTENCIA EN EFECTIVO Y EQUIVALENTES AL	\$5,149,406.63
INGRESOS POR VENTA DE BIENES Y PRESTACIÓN DE SER	\$27,900.00
TRANSFERENCIAS, ASIGNACIONES, SUBSIDIOS Y SUBVEN	\$1,477,342.00
OTROS INGRESOS Y BENEFICIOS VARIOS	\$10,165.83
Disminuciones del Activo	\$1,658,349.35
Incrementos del Pasivo	\$2,026,033.80
TOTAL ORIGEN	\$10,349,197.61

APLICACIÓN DE LOS RECURSOS

SERVICIOS PERSONALES	\$1,457,872.25
MATERIALES Y SUMINISTROS	\$118,937.47
SERVICIOS GENERALES	\$210,971.03
ESTIMACIONES, DEPRECIACIONES, DETERIOROS, OBSOLE	\$643,411.09
OTROS GASTOS	-\$536,059.57
Incrementos del Activo	\$1,550,725.85
Disminuciones del Pasivo	\$1,954,020.99
EXISTENCIA EN EFECTIVO Y EQUIVALENTES AL	\$4,949,318.50
TOTAL APLICACIÓN	\$10,349,197.61

DR. SERGIO LÓPEZ MORENO

DIRECTOR GENERAL

C.P. JULIO CÉSAR ELENO MARCELO

JEFE DE RECURSOS FINANCIEROS

M.A. CLAUDIA PATRICIA SALGADO GUZMÁN

ENCARGADA DE LA SUBDIRECCIÓN DE SERVICIOS
ADMINISTRATIVOS



Uer: supervisor
Rep: rptEstadoPresupuestoEgresos_FF

**INSTITUTO TECNOLOGICO SUPERIOR DE TLATLAUQUITEPEC
PUEBLA**

Estado del Ejercicio del Presupuesto por Fuente de Financiamiento Al 30/jun/2019

Fuente de Financiamiento		Aprobado	Ampliaciones / (Reducciones) Al 30/jun/2019	Presupuesto Vigente Al 30/jun/2019	Comprometido	Presupuesto Disponible para Comprometer	Devengado	Comprometido No Devengado	Presupuesto Sin Devengar	Ejercido	Pagado	Cuentas por Pagar Deuda
Objeto del Gasto	0002											
0002	INGRESOS PROPIOS											
2000	MATERIALES Y SUMINISTRO	\$15,999.42	\$0.00	\$15,999.42	\$0.00	\$3,660.30	\$0.00	\$0.00	\$15,999.42	\$0.00	\$0.00	\$0.00
2100	Materiales de administración, emisión de documentos	\$3,720.12	\$0.00	\$3,720.12	\$0.00	\$0.00	\$0.00	\$0.00	\$3,720.12	\$0.00	\$0.00	\$0.00
2110	Materiales, útiles y equipos menores de oficina	\$3,720.12	\$0.00	\$3,720.12	\$0.00	\$0.00	\$0.00	\$0.00	\$3,720.12	\$0.00	\$0.00	\$0.00
2111	Papelaría y consumibles de oficina	\$3,720.12	\$0.00	\$3,720.12	\$0.00	\$0.00	\$0.00	\$0.00	\$3,720.12	\$0.00	\$0.00	\$0.00
2200	ALIMENTOS Y UTENSILIOS	\$650.00	\$0.00	\$650.00	\$0.00	\$650.00	\$0.00	\$0.00	\$3,720.12	\$0.00	\$0.00	\$0.00
2210	Productos alimenticios para personas	\$650.00	\$0.00	\$650.00	\$0.00	\$650.00	\$0.00	\$0.00	\$650.00	\$0.00	\$0.00	\$0.00
2211	Alimentos para el personal institucional	\$650.00	\$0.00	\$650.00	\$0.00	\$650.00	\$0.00	\$0.00	\$650.00	\$0.00	\$0.00	\$0.00
2500	Productos químicos, farmacéuticos y de laboratorios	\$4,000.00	\$0.00	\$4,000.00	\$0.00	\$0.00	\$0.00	\$0.00	\$650.00	\$0.00	\$0.00	\$0.00
2550	Materiales, accesorios y suministros de laboratorio	\$4,000.00	\$0.00	\$4,000.00	\$0.00	\$0.00	\$0.00	\$0.00	\$4,000.00	\$0.00	\$0.00	\$0.00
2551	Materiales, suministros e instrumentos menores de labor	\$4,000.00	\$0.00	\$4,000.00	\$0.00	\$0.00	\$0.00	\$0.00	\$4,000.00	\$0.00	\$0.00	\$0.00
2600	COMBUSTIBLES, LUBRICANTES Y ADITIVOS	\$5,800.30	\$0.00	\$5,800.30	\$0.00	\$3,000.30	\$0.00	\$0.00	\$4,000.00	\$0.00	\$0.00	\$0.00
2610	Combustibles, lubricantes y aditivos	\$5,800.30	\$0.00	\$5,800.30	\$0.00	\$3,000.30	\$0.00	\$0.00	\$5,800.30	\$0.00	\$0.00	\$0.00
2611	Combustibles	\$5,800.30	\$0.00	\$5,800.30	\$0.00	\$3,000.30	\$0.00	\$0.00	\$5,800.30	\$0.00	\$0.00	\$0.00
2900	HERRAMIENTAS, REFACCIONES Y ACCESORIOS MEN	\$1,829.00	\$0.00	\$1,829.00	\$0.00	\$0.00	\$0.00	\$0.00	\$5,800.30	\$0.00	\$0.00	\$0.00
2980	Refacciones y accesorios menores de equipo de transpor	\$1,829.00	\$0.00	\$1,829.00	\$0.00	\$0.00	\$0.00	\$0.00	\$1,829.00	\$0.00	\$0.00	\$0.00
2981	Refacciones y accesorios menores de equipo de transpor	\$1,829.00	\$0.00	\$1,829.00	\$0.00	\$0.00	\$0.00	\$0.00	\$1,829.00	\$0.00	\$0.00	\$0.00
3000	SERVICIOS GENERALES	\$149,233.81	\$0.00	\$149,233.81	\$2,255.04	\$33,669.64	\$2,255.04	\$0.00	\$1,829.00	\$0.00	\$0.00	\$0.00
3300	SERVICIOS PROFESIONALES, CIENTÍFICOS, TÉCNIC	\$146,026.81	\$0.00	\$146,026.81	\$2,255.04	\$32,669.68	\$2,255.04	\$0.00	\$146,978.77	\$2,255.04	\$2,255.04	\$0.00
3330	Servicios de consultoría administrativa, procesos, técnica	\$16,426.81	\$0.00	\$16,426.81	\$0.00	\$6,926.80	\$0.00	\$0.00	\$143,771.77	\$2,255.04	\$2,255.04	\$0.00
3331	Servicios de consultoría administrativa y científica	\$16,426.81	\$0.00	\$16,426.81	\$0.00	\$6,926.80	\$0.00	\$0.00	\$16,426.81	\$0.00	\$0.00	\$0.00
3390	Servicios profesionales, científicos y técnicos integrales	\$129,600.00	\$0.00	\$129,600.00	\$2,255.04	\$25,742.88	\$2,255.04	\$0.00	\$16,426.81	\$0.00	\$0.00	\$0.00
3391	Servicios profesionales, científicos y técnicos integrales	\$129,600.00	\$0.00	\$129,600.00	\$2,255.04	\$25,742.88	\$2,255.04	\$0.00	\$127,344.96	\$2,255.04	\$2,255.04	\$0.00
3700	Servicios de traslados y viáticos	\$289.00	\$0.00	\$289.00	\$0.00	-5474.00	\$0.00	\$0.00	\$127,344.96	\$2,255.04	\$2,255.04	\$0.00
3720	Pasajes terrestres	\$289.00	\$0.00	\$289.00	\$0.00	-5474.00	\$0.00	\$0.00	\$289.00	\$0.00	\$0.00	\$0.00
3721	Pasajes terrestres nacionales	\$289.00	\$0.00	\$289.00	\$0.00	-5474.00	\$0.00	\$0.00	\$289.00	\$0.00	\$0.00	\$0.00
3900	OTROS SERVICIOS GENERALES	\$2,918.00	\$0.00	\$2,918.00	\$0.00	\$1,473.96	\$0.00	\$0.00	\$289.00	\$0.00	\$0.00	\$0.00
3920	Impuestos y derechos	\$2,918.00	\$0.00	\$2,918.00	\$0.00	\$1,473.96	\$0.00	\$0.00	\$2,918.00	\$0.00	\$0.00	\$0.00
3921	Impuestos y derechos	\$2,918.00	\$0.00	\$2,918.00	\$0.00	\$1,473.96	\$0.00	\$0.00	\$2,918.00	\$0.00	\$0.00	\$0.00
5000	BIENES MUEBLES, INMUEBLES E INTANGIBLE:	\$41,230.45	\$0.00	\$41,230.45	\$0.00	\$41,230.45	\$0.00	\$0.00	\$41,230.45	\$0.00	\$0.00	\$0.00



Url supervisor
Rep: rptEstadoPresupuestoEgresos_FF

INSTITUTO TECNOLOGICO SUPERIOR DE TLATLAUQUITEPEC
PUEBLA

Estado del Ejercicio del Presupuesto por Fuente de Financiamiento Al 30/jun/2019

Fuente de Financiamiento		Aprobado	Ampliaciones / (Reducciones) Al 30/jun/2019	Presupuesto Vigente Al 30/jun/2019	Comprometido	Presupuesto Disponible para Comprometer	Devengado	Comprometido No Devengado	Presupuesto Sin Devengar	Ejercido	Pagado	Cuentas por Pagar Deuda
Objeto del Gasto												
5200	MOBILIARIO Y EQUIPO EDUCACIONAL Y RECREATIVO	\$41,230.45	\$0.00	\$41,230.45	\$0.00	\$41,230.45	\$0.00	\$0.00	\$41,230.45	\$0.00	\$0.00	\$0.00
5210	Equipos y aparatos audiovisuales	\$41,230.45	\$0.00	\$41,230.45	\$0.00	\$41,230.45	\$0.00	\$0.00	\$41,230.45	\$0.00	\$0.00	\$0.00
5211	Equipos y aparatos de proyección de imágenes, audio y	\$41,230.45	\$0.00	\$41,230.45	\$0.00	\$41,230.45	\$0.00	\$0.00	\$41,230.45	\$0.00	\$0.00	\$0.00
INGRESOS PROPIOS		\$206,463.68	\$0.00	\$206,463.68	\$2,255.04	\$76,350.39	\$2,255.04	\$0.00	\$204,208.64	\$2,255.04	\$2,255.04	\$0.00
0004 CAPTACIÓN DE DERECHOS												
2000	MATERIALES Y SUMINISTRO	\$0.00	\$72,113.86	\$72,113.86	\$0.00	\$0.00	\$0.00	\$0.00	\$72,113.86	\$0.00	\$0.00	\$0.00
2100	Materiales de administración, emisión de documentos	\$0.00	\$72,113.86	\$72,113.86	\$0.00	\$0.00	\$0.00	\$0.00	\$72,113.86	\$0.00	\$0.00	\$0.00
2170	Materiales y útiles de enseñanza	\$0.00	\$72,113.86	\$72,113.86	\$0.00	\$0.00	\$0.00	\$0.00	\$72,113.86	\$0.00	\$0.00	\$0.00
2171	Material y útiles de enseñanza	\$0.00	\$72,113.86	\$72,113.86	\$0.00	\$0.00	\$0.00	\$0.00	\$72,113.86	\$0.00	\$0.00	\$0.00
3000	SERVICIOS GENERALES	\$1,165,702.20	-\$84,359.22	\$1,081,342.98	\$83,760.22	\$842,678.76	\$83,760.22	\$0.00	\$997,692.76	\$83,760.22	\$83,760.22	\$0.00
3100	SERVICIOS BÁSICOS	\$240,000.00	\$0.00	\$240,000.00	\$20,000.00	\$120,000.00	\$20,000.00	\$0.00	\$220,000.00	\$20,000.00	\$20,000.00	\$0.00
3170	Servicios de acceso a Internet, redes y procesamiento de	\$240,000.00	\$0.00	\$240,000.00	\$20,000.00	\$120,000.00	\$20,000.00	\$0.00	\$220,000.00	\$20,000.00	\$20,000.00	\$0.00
3171	Servicio de internet y redes	\$240,000.00	\$0.00	\$240,000.00	\$20,000.00	\$120,000.00	\$20,000.00	\$0.00	\$220,000.00	\$20,000.00	\$20,000.00	\$0.00
3300	SERVICIOS PROFESIONALES, CIENTÍFICOS, TÉCNICOS	\$569,821.20	\$0.00	\$569,821.20	\$36,400.00	\$368,618.64	\$36,400.00	\$0.00	\$533,421.20	\$36,400.00	\$36,400.00	\$0.00
3310	Servicios legales, de contabilidad, auditoría y relacionado	\$127,821.20	\$0.00	\$127,821.20	\$0.00	\$127,338.64	\$0.00	\$0.00	\$127,821.20	\$0.00	\$0.00	\$0.00
3311	Servicios legales, de contabilidad, auditoría y relacionado	\$127,821.20	\$0.00	\$127,821.20	\$0.00	\$127,338.64	\$0.00	\$0.00	\$127,821.20	\$0.00	\$0.00	\$0.00
3380	Servicios de vigilancia	\$442,000.00	\$0.00	\$442,000.00	\$36,400.00	\$241,280.00	\$36,400.00	\$0.00	\$405,600.00	\$36,400.00	\$36,400.00	\$0.00
3381	Servicios de vigilancia	\$442,000.00	\$0.00	\$442,000.00	\$36,400.00	\$241,280.00	\$36,400.00	\$0.00	\$405,600.00	\$36,400.00	\$36,400.00	\$0.00
3900	OTROS SERVICIOS GENERALES	\$355,881.00	-\$84,359.22	\$271,521.78	\$27,350.22	\$153,960.12	\$27,350.22	\$0.00	\$244,171.56	\$27,350.22	\$27,350.22	\$0.00
3980	Impuesto sobre nóminas y otros que se deriven de una re	\$355,881.00	-\$84,359.22	\$271,521.78	\$27,350.22	\$153,960.12	\$27,350.22	\$0.00	\$244,171.56	\$27,350.22	\$27,350.22	\$0.00
3981	Impuesto sobre nóminas (2%)	\$355,881.00	-\$84,359.22	\$271,521.78	\$27,350.22	\$153,960.12	\$27,350.22	\$0.00	\$244,171.56	\$27,350.22	\$27,350.22	\$0.00
5000	BIENES MUEBLES, INMUEBLES E INTANGIBLE	\$191,330.80	\$0.00	\$191,330.80	\$0.00	\$191,330.80	\$0.00	\$0.00	\$191,330.80	\$0.00	\$0.00	\$0.00
5100	MOBILIARIO Y EQUIPO DE ADMINISTRACIÓN	\$191,330.80	\$0.00	\$191,330.80	\$0.00	\$191,330.80	\$0.00	\$0.00	\$191,330.80	\$0.00	\$0.00	\$0.00
5110	Muebles de oficina y estantería	\$191,330.80	\$0.00	\$191,330.80	\$0.00	\$191,330.80	\$0.00	\$0.00	\$191,330.80	\$0.00	\$0.00	\$0.00
5111	Muebles de oficina	\$191,330.80	\$0.00	\$191,330.80	\$0.00	\$191,330.80	\$0.00	\$0.00	\$191,330.80	\$0.00	\$0.00	\$0.00
CAPTACIÓN DE DERECHOS		\$1,357,033.00	-\$12,245.36	\$1,344,787.64	\$83,760.22	\$633,909.56	\$83,760.22	\$0.00	\$1,261,037.42	\$83,760.22	\$83,760.22	\$0.00
0005 RECURSOS FEDERALES												
1000	SERVICIOS PERSONALES	\$9,152,913.00	\$0.00	\$9,152,913.00	\$956,725.30	\$5,061,959.60	\$956,725.30	\$0.00	\$8,196,187.70	\$956,214.66	\$956,725.30	\$0.00
1100	REMUNERACIONES AL PERSONAL DE CARÁCTER PE	\$5,332,719.53	\$0.00	\$5,332,719.53	\$445,441.10	\$3,058,008.15	\$445,441.10	\$0.00	\$4,887,278.43	\$444,930.46	\$445,441.10	\$0.00

0051



Utr: supervisor
Rep: rptEstadoPresupuestoEgresos_FF

**INSTITUTO TECNOLOGICO SUPERIOR DE TLATLAUQUITEPEC
PUEBLA**

Estado del Ejercicio del Presupuesto por Fuente de Financiamiento Al 30/jun/2019

Fuente de Financiamiento		Aprobado	Ampliaciones / (Reducciones) Al 30/jun/2019	Presupuesto Vigente Al 30/jun/2019	Comprometido	Presupuesto Disponibile para Comprometer	Devengado	Comprometido No Devengado	Presupuesto Sin Devengar	Ejercido	Pagado	Cuentas por Pagar Deuda
Objeto del Gasto												
1130	Sueldos base al personal permanente	\$5,332,719.53	\$0.00	\$5,332,719.53	\$445,441.10	\$3,058,008.15	\$445,441.10	\$0.00	\$4,887,278.43	\$444,930.46	\$445,441.10	\$0.00
1132	Sueldos al personal de base	\$5,332,719.53	\$0.00	\$5,332,719.53	\$445,441.10	\$3,058,008.15	\$445,441.10	\$0.00	\$4,887,278.43	\$444,930.46	\$445,441.10	\$0.00
1300	REMUNERACIONES ADICIONALES Y ESPECIALES	\$1,412,352.24	\$0.00	\$1,412,352.24	\$72,768.86	\$1,137,791.62	\$72,768.86	\$0.00	\$1,339,583.38	\$72,768.86	\$72,768.86	\$0.00
1310	Primas por años de servicio efectivos prestados	\$477,298.00	\$0.00	\$477,298.00	\$38,540.27	\$344,448.65	\$38,540.27	\$0.00	\$438,757.73	\$38,540.27	\$38,540.27	\$0.00
1311	Prima quinquenal	\$477,298.00	\$0.00	\$477,298.00	\$38,540.27	\$344,448.65	\$38,540.27	\$0.00	\$438,757.73	\$38,540.27	\$38,540.27	\$0.00
1320	Primas de vacaciones, dominical y gratificación de fin de	\$935,054.24	\$0.00	\$935,054.24	\$34,228.59	\$793,332.87	\$34,228.59	\$0.00	\$900,825.65	\$34,228.59	\$34,228.59	\$0.00
1321	Prestaciones de fin de año en efectivo	\$350,645.34	\$0.00	\$350,645.34	\$21,392.79	\$329,252.55	\$21,392.79	\$0.00	\$329,252.55	\$21,392.79	\$21,392.79	\$0.00
1322	Prima vacacional	\$584,408.90	\$0.00	\$584,408.90	\$12,835.80	\$464,080.32	\$12,835.80	\$0.00	\$571,573.10	\$12,835.80	\$12,835.80	\$0.00
1400	SEGURIDAD SOCIAL	\$1,317,320.21	\$0.00	\$1,317,320.21	\$283,532.20	\$222,109.19	\$283,532.20	\$0.00	\$1,033,788.01	\$283,532.20	\$283,532.20	\$0.00
1410	Aportaciones de seguridad social	\$1,240,358.21	\$0.00	\$1,240,358.21	\$283,532.20	\$145,147.19	\$283,532.20	\$0.00	\$956,826.01	\$283,532.20	\$283,532.20	\$0.00
1411	Aportaciones al ISSSTE	\$1,240,358.21	\$0.00	\$1,240,358.21	\$283,532.20	\$145,147.19	\$283,532.20	\$0.00	\$956,826.01	\$283,532.20	\$283,532.20	\$0.00
1420	Aportaciones a fondos de vivienda	\$53,963.24	\$0.00	\$53,963.24	\$0.00	\$53,963.24	\$0.00	\$0.00	\$53,963.24	\$0.00	\$0.00	\$0.00
1421	Cuotas al FOVISSSTE	\$53,963.24	\$0.00	\$53,963.24	\$0.00	\$53,963.24	\$0.00	\$0.00	\$53,963.24	\$0.00	\$0.00	\$0.00
1430	Aportaciones al sistema para el retiro	\$22,998.76	\$0.00	\$22,998.76	\$0.00	\$22,998.76	\$0.00	\$0.00	\$22,998.76	\$0.00	\$0.00	\$0.00
1431	Sistema de ahorro para el retiro	\$22,998.76	\$0.00	\$22,998.76	\$0.00	\$22,998.76	\$0.00	\$0.00	\$22,998.76	\$0.00	\$0.00	\$0.00
1600	OTRAS PRESTACIONES SOCIALES Y ECONÓMICAS	\$772,749.02	\$0.00	\$772,749.02	\$164,983.14	\$321,186.06	\$164,983.14	\$0.00	\$617,765.88	\$164,983.14	\$164,983.14	\$0.00
1540	Prestaciones contractuales	\$400,632.24	\$0.00	\$400,632.24	\$33,386.02	\$201,993.54	\$33,386.02	\$0.00	\$367,246.22	\$33,386.02	\$33,386.02	\$0.00
1541	Canasta básica, ayuda para despensa	\$400,632.24	\$0.00	\$400,632.24	\$33,386.02	\$201,993.54	\$33,386.02	\$0.00	\$367,246.22	\$33,386.02	\$33,386.02	\$0.00
1590	Otras prestaciones sociales y económicas	\$372,116.78	\$0.00	\$372,116.78	\$121,597.12	\$119,191.52	\$121,597.12	\$0.00	\$250,519.66	\$121,597.12	\$121,597.12	\$0.00
1591	Días económicos	\$372,116.78	\$0.00	\$372,116.78	\$121,597.12	\$119,191.52	\$121,597.12	\$0.00	\$250,519.66	\$121,597.12	\$121,597.12	\$0.00
1700	PAGO DE ESTÍMULOS A SERVIDORES PÚBLICOS	\$317,772.00	\$0.00	\$317,772.00	\$0.00	\$312,875.68	\$0.00	\$0.00	\$317,772.00	\$0.00	\$0.00	\$0.00
1710	Estímulos	\$317,772.00	\$0.00	\$317,772.00	\$0.00	\$312,875.68	\$0.00	\$0.00	\$317,772.00	\$0.00	\$0.00	\$0.00
1711	Estímulos por productividad	\$317,772.00	\$0.00	\$317,772.00	\$0.00	\$312,875.68	\$0.00	\$0.00	\$317,772.00	\$0.00	\$0.00	\$0.00
2000	MATERIALES Y SUMINISTRO	\$614,161.00	\$0.00	\$614,161.00	\$40,990.98	\$219,143.72	\$40,990.98	\$0.00	\$473,160.02	\$40,990.98	\$40,990.98	\$0.00
2100	Materiales de administración, emisión de documentos	\$160,133.00	\$0.00	\$160,133.00	\$8,019.48	\$36,020.05	\$8,019.48	\$0.00	\$152,113.52	\$8,019.48	\$8,019.48	\$0.00
2110	Materiales, útiles y equipos menores de oficina	\$46,817.00	\$0.00	\$46,817.00	\$6,719.48	\$12,816.09	\$6,719.48	\$0.00	\$40,097.52	\$6,719.48	\$6,719.48	\$0.00
2111	Papelaría y consumibles de oficina	\$46,817.00	\$0.00	\$46,817.00	\$6,719.48	\$12,816.09	\$6,719.48	\$0.00	\$40,097.52	\$6,719.48	\$6,719.48	\$0.00
2120	Materiales y útiles de impresión y reproducción	\$2,120.00	\$0.00	\$2,120.00	\$0.00	\$2,120.00	\$0.00	\$0.00	\$2,120.00	\$0.00	\$0.00	\$0.00
2121	Materiales y útiles de impresión y reproducción	\$2,120.00	\$0.00	\$2,120.00	\$0.00	\$2,120.00	\$0.00	\$0.00	\$2,120.00	\$0.00	\$0.00	\$0.00
2140	Materiales, útiles y equipos menores de tecnologías de la	\$69,543.00	\$0.00	\$69,543.00	\$0.00	\$7,575.96	\$0.00	\$0.00	\$69,543.00	\$0.00	\$0.00	\$0.00
2141	Material de limpieza y mantenimiento e insumos para eq.	\$69,543.00	\$0.00	\$69,543.00	\$0.00	\$7,575.96	\$0.00	\$0.00	\$69,543.00	\$0.00	\$0.00	\$0.00

0052



Usu: supervisor
Rep: rptEstadoPresupuestoEgresos_FF

INSTITUTO TECNOLOGICO SUPERIOR DE TLATLAUQUITEPEC PUEBLA

Estado del Ejercicio del Presupuesto por Fuente de Financiamiento Al 30/jun/2019

Fuente de Financiamiento		Aprobado	Ampliaciones / (Reducciones) Al 30/jun/2019	Presupuesto Vigente Al 30/jun/2019	Comprometido	Presupuesto Disponibile para Comprometer	Devengado	Comprometido No Devengado	Presupuesto Sin Devengar	Ejercido	Pagado	Cuentas por Pagar Deuda
Objeto del Gasto												
2150	Material impreso e información digital	\$14,550.00	\$0.00	\$14,550.00	\$1,300.00	\$13,250.00	\$1,300.00	\$0.00	\$13,250.00	\$1,300.00	\$1,300.00	\$0.00
2151	Publicaciones impresas	\$14,550.00	\$0.00	\$14,550.00	\$1,300.00	\$13,250.00	\$1,300.00	\$0.00	\$13,250.00	\$1,300.00	\$1,300.00	\$0.00
2160	Material de limpieza	\$27,103.00	\$0.00	\$27,103.00	\$0.00	\$258.00	\$0.00	\$0.00	\$27,103.00	\$0.00	\$0.00	\$0.00
2161	Material de limpieza	\$27,103.00	\$0.00	\$27,103.00	\$0.00	\$258.00	\$0.00	\$0.00	\$27,103.00	\$0.00	\$0.00	\$0.00
2200	ALIMENTOS Y UTENSILIOS	\$48,678.00	\$0.00	\$48,678.00	\$6,803.50	\$22,686.82	\$6,803.50	\$0.00	\$41,874.50	\$6,803.50	\$6,803.50	\$0.00
2210	Productos alimenticios para personas	\$48,678.00	\$0.00	\$48,678.00	\$6,803.50	\$20,855.82	\$6,803.50	\$0.00	\$40,074.50	\$6,803.50	\$6,803.50	\$0.00
2211	Alimentos para el personal institucional	\$48,678.00	\$0.00	\$48,678.00	\$6,803.50	\$20,855.82	\$6,803.50	\$0.00	\$40,074.50	\$6,803.50	\$6,803.50	\$0.00
2220	Productos alimenticios para animales	\$1,000.00	\$0.00	\$1,000.00	\$0.00	\$1,000.00	\$0.00	\$0.00	\$1,000.00	\$0.00	\$0.00	\$0.00
2221	Productos alimenticios para animales	\$1,000.00	\$0.00	\$1,000.00	\$0.00	\$1,000.00	\$0.00	\$0.00	\$1,000.00	\$0.00	\$0.00	\$0.00
2230	Utensilios para el servicio de alimentación	\$800.00	\$0.00	\$800.00	\$0.00	\$800.00	\$0.00	\$0.00	\$800.00	\$0.00	\$0.00	\$0.00
2231	Utensilios, materiales y equipos menores para el servicio	\$800.00	\$0.00	\$800.00	\$0.00	\$800.00	\$0.00	\$0.00	\$800.00	\$0.00	\$0.00	\$0.00
2400	MATERIALES Y ARTÍCULOS DE CONSTRUCCIÓN Y DE	\$60,390.00	\$0.00	\$60,390.00	\$6,362.50	\$32,811.67	\$6,362.50	\$0.00	\$54,027.50	\$6,362.50	\$6,362.50	\$0.00
2420	Cemento y productos de concreto	\$10,300.00	\$0.00	\$10,300.00	\$0.00	\$6,200.00	\$0.00	\$0.00	\$10,300.00	\$0.00	\$0.00	\$0.00
2421	Cemento y productos de concreto	\$10,300.00	\$0.00	\$10,300.00	\$0.00	\$6,200.00	\$0.00	\$0.00	\$10,300.00	\$0.00	\$0.00	\$0.00
2430	Cal, yeso y productos de yeso	\$2,160.00	\$0.00	\$2,160.00	\$0.00	\$2,160.00	\$0.00	\$0.00	\$2,160.00	\$0.00	\$0.00	\$0.00
2431	Cal, yeso y productos de yeso	\$2,160.00	\$0.00	\$2,160.00	\$0.00	\$2,160.00	\$0.00	\$0.00	\$2,160.00	\$0.00	\$0.00	\$0.00
2450	Vidrio y productos de vidrio	\$3,305.00	\$0.00	\$3,305.00	\$0.00	\$3,305.00	\$0.00	\$0.00	\$3,305.00	\$0.00	\$0.00	\$0.00
2451	Vidrio y productos de vidrio	\$3,305.00	\$0.00	\$3,305.00	\$0.00	\$3,305.00	\$0.00	\$0.00	\$3,305.00	\$0.00	\$0.00	\$0.00
2460	Material eléctrico y electrónico	\$30,845.00	\$0.00	\$30,845.00	\$6,240.00	\$17,489.17	\$6,240.00	\$0.00	\$24,605.00	\$6,240.00	\$6,240.00	\$0.00
2461	Material eléctrico y electrónico	\$30,845.00	\$0.00	\$30,845.00	\$6,240.00	\$17,489.17	\$6,240.00	\$0.00	\$24,605.00	\$6,240.00	\$6,240.00	\$0.00
2470	Artículos metálicos para la construcción	\$10,330.00	\$0.00	\$10,330.00	\$122.50	\$207.50	\$122.50	\$0.00	\$10,207.50	\$122.50	\$122.50	\$0.00
2471	Artículos metálicos para la construcción	\$10,330.00	\$0.00	\$10,330.00	\$122.50	\$207.50	\$122.50	\$0.00	\$10,207.50	\$122.50	\$122.50	\$0.00
2490	Otros materiales y artículos de construcción y reparación	\$3,450.00	\$0.00	\$3,450.00	\$0.00	\$3,450.00	\$0.00	\$0.00	\$3,450.00	\$0.00	\$0.00	\$0.00
2491	Otros materiales y artículos de construcción y reparación	\$3,450.00	\$0.00	\$3,450.00	\$0.00	\$3,450.00	\$0.00	\$0.00	\$3,450.00	\$0.00	\$0.00	\$0.00
2500	Productos químicos, farmacéuticos y de laboratorios	\$50,448.00	\$0.00	\$50,448.00	\$3,456.80	\$32,586.30	\$3,456.80	\$0.00	\$46,991.20	\$3,456.80	\$3,456.80	\$0.00
2510	Productos químicos básicos	\$1,650.00	\$0.00	\$1,650.00	\$0.00	\$1,650.00	\$0.00	\$0.00	\$1,650.00	\$0.00	\$0.00	\$0.00
2511	Productos químicos básicos	\$1,650.00	\$0.00	\$1,650.00	\$0.00	\$1,650.00	\$0.00	\$0.00	\$1,650.00	\$0.00	\$0.00	\$0.00
2520	Fertilizantes, pesticidas y otros agroquímicos	\$23,628.00	\$0.00	\$23,628.00	\$0.00	\$12,028.00	\$0.00	\$0.00	\$23,628.00	\$0.00	\$0.00	\$0.00
2521	Fertilizantes, pesticidas y otros agroquímicos	\$23,628.00	\$0.00	\$23,628.00	\$0.00	\$12,028.00	\$0.00	\$0.00	\$23,628.00	\$0.00	\$0.00	\$0.00
2530	Medicinas y productos farmacéuticos	\$10,680.00	\$0.00	\$10,680.00	\$0.00	\$7,884.10	\$0.00	\$0.00	\$10,680.00	\$0.00	\$0.00	\$0.00
2531	Medicinas y productos farmacéuticos de uso humano	\$10,680.00	\$0.00	\$10,680.00	\$0.00	\$7,884.10	\$0.00	\$0.00	\$10,680.00	\$0.00	\$0.00	\$0.00



Url: supervisor
Rep: rptEstadoPresupuestoEgresos_FF

INSTITUTO TECNOLOGICO SUPERIOR DE TLATLAUQUITEPEC
PUEBLA

Estado del Ejercicio del Presupuesto por Fuente de Financiamiento Al 30/jun/2019

Fuente de Financiamiento		Ampliaciones / (Reducciones) Al 30/jun/2019		Presupuesto Vigente Al 30/jun/2019	Comprometido	Presupuesto Disponible para Comprometer	Devengado	Comprometido No Devengado	Presupuesto Sin Devengar	Ejercido	Pagado	Cuentas por Pagar Deuda
Objeto del Gasto	Aprobado											
2550	Materiales, accesorios y suministros de laboratorio	\$4,155.00	\$0.00	\$4,155.00	\$3,456.80	\$698.20	\$3,456.80	\$0.00	\$698.20	\$3,456.80	\$3,456.80	\$0.00
2551	Materiales, suministros e instrumentos menores de labor	\$4,155.00	\$0.00	\$4,155.00	\$3,456.80	\$698.20	\$3,456.80	\$0.00	\$698.20	\$3,456.80	\$3,456.80	\$0.00
2560	Fibras sintéticas, hules, plásticos y derivados	\$2,910.00	\$0.00	\$2,910.00	\$0.00	\$2,910.00	\$0.00	\$0.00	\$2,910.00	\$0.00	\$0.00	\$0.00
2561	Fibras sintéticas, hules, plásticos y derivados	\$2,910.00	\$0.00	\$2,910.00	\$0.00	\$2,910.00	\$0.00	\$0.00	\$2,910.00	\$0.00	\$0.00	\$0.00
2590	Otros productos químicos	\$7,425.00	\$0.00	\$7,425.00	\$0.00	\$7,425.00	\$0.00	\$0.00	\$7,425.00	\$0.00	\$0.00	\$0.00
2591	Otros productos químicos	\$7,425.00	\$0.00	\$7,425.00	\$0.00	\$7,425.00	\$0.00	\$0.00	\$7,425.00	\$0.00	\$0.00	\$0.00
2600	COMBUSTIBLES, LUBRICANTES Y ADITIVOS	\$140,229.00	\$0.00	\$140,229.00	\$15,860.70	\$67,362.52	\$15,860.70	\$0.00	\$124,368.30	\$15,860.70	\$15,860.70	\$0.00
2610	Combustibles, lubricantes y aditivos	\$140,229.00	\$0.00	\$140,229.00	\$15,860.70	\$67,362.52	\$15,860.70	\$0.00	\$124,368.30	\$15,860.70	\$15,860.70	\$0.00
2611	Combustibles	\$140,229.00	\$0.00	\$140,229.00	\$15,860.70	\$67,362.52	\$15,860.70	\$0.00	\$124,368.30	\$15,860.70	\$15,860.70	\$0.00
2700	VESTUARIO, BLANCOS, PRENDAS DE PROTECCIÓN Y	\$15,572.00	\$0.00	\$15,572.00	\$0.00	\$15,572.00	\$0.00	\$0.00	\$15,572.00	\$0.00	\$0.00	\$0.00
2710	Vestuario y uniformes	\$12,712.00	\$0.00	\$12,712.00	\$0.00	\$12,712.00	\$0.00	\$0.00	\$12,712.00	\$0.00	\$0.00	\$0.00
2711	Vestuarios y uniformes	\$12,712.00	\$0.00	\$12,712.00	\$0.00	\$12,712.00	\$0.00	\$0.00	\$12,712.00	\$0.00	\$0.00	\$0.00
2730	Artículos deportivos	\$2,860.00	\$0.00	\$2,860.00	\$0.00	\$2,860.00	\$0.00	\$0.00	\$2,860.00	\$0.00	\$0.00	\$0.00
2731	Artículos deportivos	\$2,860.00	\$0.00	\$2,860.00	\$0.00	\$2,860.00	\$0.00	\$0.00	\$2,860.00	\$0.00	\$0.00	\$0.00
2900	HERRAMIENTAS, REFACCIONES Y ACCESORIOS MEN	\$38,701.00	\$0.00	\$38,701.00	\$488.00	\$12,126.36	\$488.00	\$0.00	\$38,213.00	\$488.00	\$488.00	\$0.00
2910	Herramientas menores	\$7,307.00	\$0.00	\$7,307.00	\$488.00	\$3,019.91	\$488.00	\$0.00	\$6,819.00	\$488.00	\$488.00	\$0.00
2911	Herramientas menores	\$7,307.00	\$0.00	\$7,307.00	\$488.00	\$3,019.91	\$488.00	\$0.00	\$6,819.00	\$488.00	\$488.00	\$0.00
2940	Refacciones y accesorios menores de equipo de cómput	\$1,200.00	\$0.00	\$1,200.00	\$0.00	\$1,200.00	\$0.00	\$0.00	\$1,200.00	\$0.00	\$0.00	\$0.00
2941	Refacciones y accesorios menores para equipo de cómput	\$1,200.00	\$0.00	\$1,200.00	\$0.00	\$1,200.00	\$0.00	\$0.00	\$1,200.00	\$0.00	\$0.00	\$0.00
2960	Refacciones y accesorios menores de equipo de transpor	\$30,194.00	\$0.00	\$30,194.00	\$0.00	\$7,906.45	\$0.00	\$0.00	\$30,194.00	\$0.00	\$0.00	\$0.00
2961	Refacciones y accesorios menores de equipo de transpor	\$30,194.00	\$0.00	\$30,194.00	\$0.00	\$7,906.45	\$0.00	\$0.00	\$30,194.00	\$0.00	\$0.00	\$0.00
3000	SERVICIOS GENERALES	\$858,786.00	\$2,916,054.36	\$3,774,840.36	\$67,002.72	\$428,784.64	\$67,002.72	\$0.00	\$3,707,837.64	\$67,002.72	\$67,002.72	\$0.00
3100	SERVICIOS BÁSICOS	\$125,640.00	\$0.00	\$125,640.00	\$0.00	\$100,791.70	\$0.00	\$0.00	\$125,640.00	\$0.00	\$0.00	\$0.00
3110	Energía eléctrica	\$114,000.00	\$0.00	\$114,000.00	\$0.00	\$92,673.00	\$0.00	\$0.00	\$114,000.00	\$0.00	\$0.00	\$0.00
3111	Energía eléctrica	\$114,000.00	\$0.00	\$114,000.00	\$0.00	\$92,673.00	\$0.00	\$0.00	\$114,000.00	\$0.00	\$0.00	\$0.00
3120	Gas	\$500.00	\$0.00	\$500.00	\$0.00	\$500.00	\$0.00	\$0.00	\$500.00	\$0.00	\$0.00	\$0.00
3121	GAS	\$500.00	\$0.00	\$500.00	\$0.00	\$500.00	\$0.00	\$0.00	\$500.00	\$0.00	\$0.00	\$0.00
3130	Agua	\$900.00	\$0.00	\$900.00	\$0.00	\$900.00	\$0.00	\$0.00	\$900.00	\$0.00	\$0.00	\$0.00
3131	Agua	\$900.00	\$0.00	\$900.00	\$0.00	\$900.00	\$0.00	\$0.00	\$900.00	\$0.00	\$0.00	\$0.00
3140	Telefonía Tradicional	\$6,000.00	\$0.00	\$6,000.00	\$0.00	\$4,255.00	\$0.00	\$0.00	\$6,000.00	\$0.00	\$0.00	\$0.00
3141	Telefonía tradicional	\$6,000.00	\$0.00	\$6,000.00	\$0.00	\$4,255.00	\$0.00	\$0.00	\$6,000.00	\$0.00	\$0.00	\$0.00

0054



Usr: supervisor
Rep: rptEstadoPresupuestoEgresos_FF

INSTITUTO TECNOLOGICO SUPERIOR DE TLATLAUQUITEPEC PUEBLA

Estado del Ejercicio del Presupuesto por Fuente de Financiamiento Al 30/jun/2019

Fuente de Financiamiento		Aprobado	Ampliaciones / (Reducciones) Al 30/jun/2019	Presupuesto Vigente Al 30/jun/2019	Comprometido	Presupuesto Disponible para Comprometer	Devengado	Comprometido No Devengado	Presupuesto Sin Devengar	Ejercido	Pagado	Cuentas por Pagar Deuda
Objeto del Gasto												
3170	Servicios de acceso a Internet, redes y procesamiento de	\$2,500.00	\$0.00	\$2,500.00	\$0.00	\$2,500.00	\$0.00	\$0.00	\$2,500.00	\$0.00	\$0.00	\$0.00
3171	Servicio de internet y redes	\$2,500.00	\$0.00	\$2,500.00	\$0.00	\$2,500.00	\$0.00	\$0.00	\$2,500.00	\$0.00	\$0.00	\$0.00
3180	Servicios postales y telegráficos	\$1,740.00	\$0.00	\$1,740.00	\$0.00	\$563.70	\$0.00	\$0.00	\$1,740.00	\$0.00	\$0.00	\$0.00
3181	Servicios postales y telegráficos	\$1,740.00	\$0.00	\$1,740.00	\$0.00	\$563.70	\$0.00	\$0.00	\$1,740.00	\$0.00	\$0.00	\$0.00
3200	SERVICIOS DE ARRENDAMIENTO	\$13,700.00	\$5,638.94	\$19,338.94	\$10,058.94	\$0.00	\$10,058.94	\$0.00	\$1,740.00	\$0.00	\$0.00	\$0.00
3270	Arrendamiento de activos intangibles	\$7,500.00	\$1,246.40	\$8,746.40	\$2,946.40	\$0.00	\$2,946.40	\$0.00	\$5,800.00	\$2,946.40	\$2,946.40	\$0.00
3271	Arrendamiento de activos intangibles	\$7,500.00	\$1,246.40	\$8,746.40	\$2,946.40	\$0.00	\$2,946.40	\$0.00	\$5,800.00	\$2,946.40	\$2,946.40	\$0.00
3290	Otros arrendamientos	\$6,200.00	\$4,392.54	\$10,592.54	\$7,112.54	\$0.00	\$7,112.54	\$0.00	\$3,480.00	\$7,112.54	\$7,112.54	\$0.00
3291	Otros arrendamientos	\$6,200.00	\$4,392.54	\$10,592.54	\$7,112.54	\$0.00	\$7,112.54	\$0.00	\$3,480.00	\$7,112.54	\$7,112.54	\$0.00
3300	SERVICIOS PROFESIONALES, CIENTÍFICOS, TÉCNIC	\$358,751.00	-\$13,758.94	\$342,992.06	\$16,610.00	\$289,915.39	\$16,610.00	\$0.00	\$326,382.06	\$16,610.00	\$16,610.00	\$0.00
3310	Servicios legales, de contabilidad, auditoría y relacionado	\$197,000.00	\$0.00	\$197,000.00	\$0.00	\$180,333.33	\$0.00	\$0.00	\$197,000.00	\$0.00	\$0.00	\$0.00
3311	Servicios legales, de contabilidad, auditoría y relacionado	\$197,000.00	\$0.00	\$197,000.00	\$0.00	\$180,333.33	\$0.00	\$0.00	\$197,000.00	\$0.00	\$0.00	\$0.00
3330	Servicios de consultoría administrativa, procesos, técnica	\$26,090.00	-\$13,758.94	\$12,331.06	\$0.00	\$12,331.06	\$0.00	\$0.00	\$12,331.06	\$0.00	\$0.00	\$0.00
3331	Servicios de consultoría administrativa y científica	\$26,090.00	-\$13,758.94	\$12,331.06	\$0.00	\$12,331.06	\$0.00	\$0.00	\$12,331.06	\$0.00	\$0.00	\$0.00
3340	Servicios de capacitación	\$125,846.00	\$0.00	\$125,846.00	\$16,610.00	\$89,436.00	\$16,610.00	\$0.00	\$109,236.00	\$16,610.00	\$16,610.00	\$0.00
3341	Servicios de capacitación	\$125,846.00	\$0.00	\$125,846.00	\$16,610.00	\$89,436.00	\$16,610.00	\$0.00	\$109,236.00	\$16,610.00	\$16,610.00	\$0.00
3360	Servicios de apoyo administrativo, traducción, fotocopiado	\$7,815.00	\$0.00	\$7,815.00	\$0.00	\$7,815.00	\$0.00	\$0.00	\$7,815.00	\$0.00	\$0.00	\$0.00
3361	Servicios de apoyo administrativo y secretarial	\$7,815.00	\$0.00	\$7,815.00	\$0.00	\$7,815.00	\$0.00	\$0.00	\$7,815.00	\$0.00	\$0.00	\$0.00
3400	SERVICIOS FINANCIEROS, BANCARIOS Y COMERCIAL	\$31,210.00	\$4,000.00	\$35,210.00	\$1,291.02	\$17,435.76	\$1,291.02	\$0.00	\$33,918.98	\$1,291.02	\$1,291.02	\$0.00
3410	Servicios financieros y bancarios	\$6,000.00	\$4,000.00	\$10,000.00	\$1,291.02	\$1,765.18	\$1,291.02	\$0.00	\$8,708.98	\$1,291.02	\$1,291.02	\$0.00
3411	Servicios financieros y bancarios	\$6,000.00	\$4,000.00	\$10,000.00	\$1,291.02	\$1,765.18	\$1,291.02	\$0.00	\$8,708.98	\$1,291.02	\$1,291.02	\$0.00
3450	Seguro de bienes patrimoniales	\$25,210.00	\$0.00	\$25,210.00	\$0.00	\$15,870.57	\$0.00	\$0.00	\$25,210.00	\$0.00	\$0.00	\$0.00
3451	Seguro de bienes patrimoniales	\$25,210.00	\$0.00	\$25,210.00	\$0.00	\$15,870.57	\$0.00	\$0.00	\$25,210.00	\$0.00	\$0.00	\$0.00
3500	SERVICIOS DE INSTALACIÓN, REPARACIÓN, MANTEN	\$7,500.00	\$2,887,197.36	\$2,894,697.36	\$8,120.00	\$7,152.00	\$8,120.00	\$0.00	\$2,886,577.36	\$8,120.00	\$8,120.00	\$0.00
3510	Conservación y mantenimiento menor de inmuebles	\$0.00	\$2,887,197.36	\$2,887,197.36	\$8,120.00	\$0.00	\$8,120.00	\$0.00	\$2,879,077.36	\$8,120.00	\$8,120.00	\$0.00
3511	Conservación y mantenimiento menor de inmuebles	\$0.00	\$2,887,197.36	\$2,887,197.36	\$8,120.00	\$0.00	\$8,120.00	\$0.00	\$2,879,077.36	\$8,120.00	\$8,120.00	\$0.00
3530	Instalación, reparación y mantenimiento de equipo de cóm	\$2,500.00	\$0.00	\$2,500.00	\$0.00	\$2,152.00	\$0.00	\$0.00	\$2,500.00	\$0.00	\$0.00	\$0.00
3531	Instalación, reparación y mantenimiento de equipo de cóm	\$2,500.00	\$0.00	\$2,500.00	\$0.00	\$2,152.00	\$0.00	\$0.00	\$2,500.00	\$0.00	\$0.00	\$0.00
3540	Instalación, reparación y mantenimiento de equipo e instr	\$5,000.00	\$0.00	\$5,000.00	\$0.00	\$5,000.00	\$0.00	\$0.00	\$5,000.00	\$0.00	\$0.00	\$0.00
3541	Instalación, reparación y mantenimiento de equipo e instr	\$5,000.00	\$0.00	\$5,000.00	\$0.00	\$5,000.00	\$0.00	\$0.00	\$5,000.00	\$0.00	\$0.00	\$0.00
3600	SERVICIOS DE COMUNICACIÓN SOCIAL Y PUBLICIDA	\$72,557.00	\$0.00	\$72,557.00	\$19,979.34	\$27,168.06	\$19,979.34	\$0.00	\$52,577.66	\$19,979.34	\$19,979.34	\$0.00



Url: supervisor
Rep: rptEstadoPresupuestoEgresos_FF

INSTITUTO TECNOLOGICO SUPERIOR DE TLATLAUQUITEPEC
PUEBLA

Estado del Ejercicio del Presupuesto por Fuente de Financiamiento Al 30/jun/2019

Fuente de Financiamiento		Aprobado	Ampliaciones / (Reducciones) Al 30/jun/2019	Presupuesto Vigente Al 30/jun/2019	Comprometido	Presupuesto Disponible para Comprometer	Devengado	Comprometido No Devengado	Presupuesto Sin Devengar	Ejercido	Pagado	Cuentas por Pagar Deuda
Objeto del Gasto												
3620	Difusión por radio, televisión y otros medios de mensajes	\$72,557.00	\$0.00	\$72,557.00	\$19,979.34	\$27,168.06	\$19,979.34	\$0.00	\$52,577.66	\$19,979.34	\$19,979.34	\$0.00
3621	Servicios de difusión para la comercialización de bienes c	\$72,557.00	\$0.00	\$72,557.00	\$19,979.34	\$27,168.06	\$19,979.34	\$0.00	\$52,577.66	\$19,979.34	\$19,979.34	\$0.00
3700	Servicios de traslados y viáticos	\$137,478.60	-\$4,000.00	\$133,478.60	\$5,092.42	\$84,607.80	\$5,092.42	\$0.00	\$128,386.08	\$5,092.42	\$5,092.42	\$0.00
3710	Pasajes aéreos	\$21,744.00	-\$4,000.00	\$17,744.00	\$0.00	\$17,744.00	\$0.00	\$0.00	\$17,744.00	\$0.00	\$0.00	\$0.00
3711	Pasajes aéreos nacionales	\$21,744.00	-\$4,000.00	\$17,744.00	\$0.00	\$17,744.00	\$0.00	\$0.00	\$17,744.00	\$0.00	\$0.00	\$0.00
3720	Pasajes terrestres	\$39,850.00	\$0.00	\$39,850.00	\$0.00	\$34,320.00	\$0.00	\$0.00	\$39,850.00	\$0.00	\$0.00	\$0.00
3721	Pasajes terrestres nacionales	\$39,850.00	\$0.00	\$39,850.00	\$0.00	\$34,320.00	\$0.00	\$0.00	\$39,850.00	\$0.00	\$0.00	\$0.00
3750	Viáticos en el país	\$75,884.50	\$0.00	\$75,884.50	\$5,092.42	\$42,543.80	\$5,092.42	\$0.00	\$70,792.08	\$5,092.42	\$5,092.42	\$0.00
3751	Viáticos en el país	\$75,884.50	\$0.00	\$75,884.50	\$5,092.42	\$42,543.80	\$5,092.42	\$0.00	\$70,792.08	\$5,092.42	\$5,092.42	\$0.00
3800	SERVICIOS OFICIALES	\$10,000.00	\$0.00	\$10,000.00	\$0.00	\$7,800.89	\$0.00	\$0.00	\$10,000.00	\$0.00	\$0.00	\$0.00
3820	Gastos de orden social y cultural	\$10,000.00	\$0.00	\$10,000.00	\$0.00	\$7,800.89	\$0.00	\$0.00	\$10,000.00	\$0.00	\$0.00	\$0.00
3821	Gastos de orden social y cultural	\$10,000.00	\$0.00	\$10,000.00	\$0.00	\$7,800.89	\$0.00	\$0.00	\$10,000.00	\$0.00	\$0.00	\$0.00
3900	OTROS SERVICIOS GENERALES	\$103,949.50	\$36,977.00	\$140,926.50	\$5,851.00	\$83,713.05	\$5,851.00	\$0.00	\$138,075.50	\$5,851.00	\$5,851.00	\$0.00
3920	Impuestos y derechos	\$103,949.50	\$0.00	\$103,949.50	\$5,851.00	\$46,736.05	\$5,851.00	\$0.00	\$98,098.50	\$5,851.00	\$5,851.00	\$0.00
3921	Impuestos y derechos	\$103,949.50	\$0.00	\$103,949.50	\$5,851.00	\$46,736.05	\$5,851.00	\$0.00	\$98,098.50	\$5,851.00	\$5,851.00	\$0.00
3980	Impuesto sobre nóminas y otros que se deriven de una re	\$0.00	\$36,977.00	\$36,977.00	\$0.00	\$36,977.00	\$0.00	\$0.00	\$36,977.00	\$0.00	\$0.00	\$0.00
3981	Impuesto sobre nóminas (2%)	\$0.00	\$36,977.00	\$36,977.00	\$0.00	\$36,977.00	\$0.00	\$0.00	\$36,977.00	\$0.00	\$0.00	\$0.00
9000	DEUDA PÚBLICA	\$277,972.64	\$0.00	\$277,972.64	\$0.00	-\$0.02	\$0.00	\$0.00	\$277,972.64	\$0.00	\$0.00	\$0.00
9900	ADEUDOS DE EJERCICIOS FISCALES ANTERIORES (A	\$277,972.64	\$0.00	\$277,972.64	\$0.00	-\$0.02	\$0.00	\$0.00	\$277,972.64	\$0.00	\$0.00	\$0.00
9910	ADEFAS	\$277,972.64	\$0.00	\$277,972.64	\$0.00	-\$0.02	\$0.00	\$0.00	\$277,972.64	\$0.00	\$0.00	\$0.00
9911	ADEFAS de Capítulo 1000	\$277,972.64	\$0.00	\$277,972.64	\$0.00	-\$0.02	\$0.00	\$0.00	\$277,972.64	\$0.00	\$0.00	\$0.00
RECURSOS FEDERALES		\$10,803,822.64	\$2,916,054.36	\$13,719,877.00	\$1,064,719.00	\$5,699,667.94	\$1,064,719.00	\$0.00	\$12,655,156.00	\$1,064,208.36	\$1,064,719.00	\$0.00
0006 RECURSOS ESTATALES												
1000	SERVICIOS PERSONALES	\$8,730,373.00	\$0.00	\$8,730,373.00	\$501,146.95	\$5,330,882.89	\$501,146.95	\$0.00	\$8,229,226.05	\$501,146.95	\$501,146.95	\$0.00
1100	REMUNERACIONES AL PERSONAL DE CARÁCTER PE	\$5,157,438.39	\$0.00	\$5,157,438.39	\$438,306.71	\$2,873,336.07	\$438,306.71	\$0.00	\$4,719,131.68	\$438,306.71	\$438,306.71	\$0.00
1130	Sueldos base al personal permanente	\$5,157,438.39	\$0.00	\$5,157,438.39	\$438,306.71	\$2,873,336.07	\$438,306.71	\$0.00	\$4,719,131.68	\$438,306.71	\$438,306.71	\$0.00
1132	Sueldos al personal de base	\$5,157,438.39	\$0.00	\$5,157,438.39	\$438,306.71	\$2,873,336.07	\$438,306.71	\$0.00	\$4,719,131.68	\$438,306.71	\$438,306.71	\$0.00
1300	REMUNERACIONES ADICIONALES Y ESPECIALES	\$1,241,654.75	\$0.00	\$1,241,654.75	\$20,879.30	\$1,018,344.83	\$20,879.30	\$0.00	\$1,220,775.45	\$20,879.30	\$20,879.30	\$0.00
1310	Primas por años de servicio efectivos prestados	\$337,335.00	\$0.00	\$337,335.00	\$20,879.30	\$223,022.88	\$20,879.30	\$0.00	\$316,455.70	\$20,879.30	\$20,879.30	\$0.00
1311	Prima quinquenal	\$337,335.00	\$0.00	\$337,335.00	\$20,879.30	\$223,022.88	\$20,879.30	\$0.00	\$316,455.70	\$20,879.30	\$20,879.30	\$0.00

6056



Uxr supervisor
Rep rptEstadoPresupuestoEgresos_FF

INSTITUTO TECNOLOGICO SUPERIOR DE TLATLAUQUITEPEC
PUEBLA

Estado del Ejercicio del Presupuesto por Fuente de Financiamiento Al 30/jun/2019

Fuente de Financiamiento		Aprobado	Ampliaciones / (Reducciones) Al 30/jun/2019	Presupuesto Vigente Al 30/jun/2019	Comprometido	Presupuesto Disponibile para Comprometer	Devengado	Comprometido No Devengado	Presupuesto Sin Devengar	Ejercido	Pagado	Cuentas por Pagar Deuda
Objeto del Gasto												
1320	Primas de vacaciones, dominical y gratificación de fin de	\$904,319.75	\$0.00	\$904,319.75	\$0.00	\$795,321.95	\$0.00	\$0.00	\$904,319.75	\$0.00	\$0.00	\$0.00
1321	Prestaciones de fin de año en efectivo	\$339,119.98	\$0.00	\$339,119.98	\$0.00	\$338,546.89	\$0.00	\$0.00	\$339,119.98	\$0.00	\$0.00	\$0.00
1322	Prima vacacional	\$565,199.77	\$0.00	\$565,199.77	\$0.00	\$456,775.06	\$0.00	\$0.00	\$565,199.77	\$0.00	\$0.00	\$0.00
1400	SEGURIDAD SOCIAL	\$1,280,515.83	\$0.00	\$1,280,515.83	\$0.00	\$639,441.84	\$0.00	\$0.00	\$1,280,515.83	\$0.00	\$0.00	\$0.00
1410	Aportaciones de seguridad social	\$1,205,047.83	\$0.00	\$1,205,047.83	\$0.00	\$563,973.84	\$0.00	\$0.00	\$1,205,047.83	\$0.00	\$0.00	\$0.00
1411	Aportaciones al ISSSTE	\$1,205,047.83	\$0.00	\$1,205,047.83	\$0.00	\$563,973.84	\$0.00	\$0.00	\$1,205,047.83	\$0.00	\$0.00	\$0.00
1420	Aportaciones a fondos de vivienda	\$53,216.24	\$0.00	\$53,216.24	\$0.00	\$53,216.24	\$0.00	\$0.00	\$53,216.24	\$0.00	\$0.00	\$0.00
1421	Cuotas al FOVISSSTE	\$53,216.24	\$0.00	\$53,216.24	\$0.00	\$53,216.24	\$0.00	\$0.00	\$53,216.24	\$0.00	\$0.00	\$0.00
1430	Aportaciones al sistema para el retiro	\$22,251.76	\$0.00	\$22,251.76	\$0.00	\$22,251.76	\$0.00	\$0.00	\$22,251.76	\$0.00	\$0.00	\$0.00
1431	Sistema de ahorro para el retiro	\$22,251.76	\$0.00	\$22,251.76	\$0.00	\$22,251.76	\$0.00	\$0.00	\$22,251.76	\$0.00	\$0.00	\$0.00
1500	OTRAS PRESTACIONES SOCIALES Y ECONÓMICAS	\$762,914.03	\$0.00	\$762,914.03	\$41,960.94	\$614,255.67	\$41,960.94	\$0.00	\$720,953.08	\$41,960.94	\$41,960.94	\$0.00
1540	Prestaciones contractuales	\$473,531.64	\$0.00	\$473,531.64	\$33,386.02	\$273,801.94	\$33,386.02	\$0.00	\$440,145.62	\$33,386.02	\$33,386.02	\$0.00
1541	Canasta básica, ayuda para despensa	\$473,531.64	\$0.00	\$473,531.64	\$33,386.02	\$273,801.94	\$33,386.02	\$0.00	\$440,145.62	\$33,386.02	\$33,386.02	\$0.00
1590	Otras prestaciones sociales y económicas	\$289,382.39	\$0.00	\$289,382.39	\$8,574.92	\$240,453.73	\$8,574.92	\$0.00	\$280,807.47	\$8,574.92	\$8,574.92	\$0.00
1591	Días económicos	\$289,382.39	\$0.00	\$289,382.39	\$8,574.92	\$240,453.73	\$8,574.92	\$0.00	\$280,807.47	\$8,574.92	\$8,574.92	\$0.00
1700	PAGO DE ESTÍMULOS A SERVIDORES PÚBLICOS	\$287,850.00	\$0.00	\$287,850.00	\$0.00	\$285,604.48	\$0.00	\$0.00	\$287,850.00	\$0.00	\$0.00	\$0.00
1710	Estímulos	\$287,850.00	\$0.00	\$287,850.00	\$0.00	\$285,604.48	\$0.00	\$0.00	\$287,850.00	\$0.00	\$0.00	\$0.00
1711	Estímulos por productividad	\$287,850.00	\$0.00	\$287,850.00	\$0.00	\$285,604.48	\$0.00	\$0.00	\$287,850.00	\$0.00	\$0.00	\$0.00
2000	MATERIALES Y SUMINISTRO	\$514,151.00	\$0.00	\$514,151.00	\$77,946.49	\$254,487.40	\$77,946.49	\$0.00	\$436,204.61	\$77,946.49	\$77,946.49	\$0.00
2100	Materiales de administración, emisión de documentos	\$160,133.00	\$2,700.00	\$162,833.00	\$32,651.81	\$68,438.50	\$32,651.81	\$0.00	\$130,181.19	\$32,651.81	\$32,651.81	\$0.00
2110	Materiales, útiles y equipos menores de oficina	\$46,817.00	\$0.00	\$46,817.00	\$177.87	\$21,792.03	\$177.87	\$0.00	\$46,639.13	\$177.87	\$177.87	\$0.00
2111	Papelaría y consumibles de oficina	\$46,817.00	\$0.00	\$46,817.00	\$177.87	\$21,792.03	\$177.87	\$0.00	\$46,639.13	\$177.87	\$177.87	\$0.00
2120	Materiales y útiles de impresión y reproducción	\$2,120.00	\$0.00	\$2,120.00	\$0.00	\$2,089.00	\$0.00	\$0.00	\$2,120.00	\$0.00	\$0.00	\$0.00
2121	Materiales y útiles de impresión y reproducción	\$2,120.00	\$0.00	\$2,120.00	\$0.00	\$2,089.00	\$0.00	\$0.00	\$2,120.00	\$0.00	\$0.00	\$0.00
2140	Materiales, útiles y equipos menores de tecnologías de la	\$69,543.00	\$0.00	\$69,543.00	\$19,304.64	\$19,743.77	\$19,304.64	\$0.00	\$50,238.36	\$19,304.64	\$19,304.64	\$0.00
2141	Material de limpieza y mantenimiento e insumos para eq.	\$69,543.00	\$0.00	\$69,543.00	\$19,304.64	\$19,743.77	\$19,304.64	\$0.00	\$50,238.36	\$19,304.64	\$19,304.64	\$0.00
2150	Material impreso e información digital	\$14,550.00	\$0.00	\$14,550.00	\$1,305.00	\$13,245.00	\$1,305.00	\$0.00	\$13,245.00	\$1,305.00	\$1,305.00	\$0.00
2151	Publicaciones impresas	\$14,550.00	\$0.00	\$14,550.00	\$1,305.00	\$13,245.00	\$1,305.00	\$0.00	\$13,245.00	\$1,305.00	\$1,305.00	\$0.00
2160	Material de limpieza	\$27,103.00	\$2,700.00	\$29,803.00	\$11,864.30	\$1,568.70	\$11,864.30	\$0.00	\$17,938.70	\$11,864.30	\$11,864.30	\$0.00
2161	Material de limpieza	\$27,103.00	\$2,700.00	\$29,803.00	\$11,864.30	\$1,568.70	\$11,864.30	\$0.00	\$17,938.70	\$11,864.30	\$11,864.30	\$0.00
2200	ALIMENTOS Y UTENSILIOS	\$48,678.00	\$0.00	\$48,678.00	\$12,891.90	\$25,732.11	\$12,891.90	\$0.00	\$35,786.10	\$12,891.90	\$12,891.90	\$0.00

0057



Uar supervisor
Rep: rptEstadoPresupuestoEgresos_FF

INSTITUTO TECNOLOGICO SUPERIOR DE TLATLAUQUITEPEC PUEBLA

Estado del Ejercicio del Presupuesto por Fuente de Financiamiento Al 30/jun/2019

Fuente de Financiamiento		Aprobado	Ampliaciones / (Reducciones) Al 30/jun/2019	Presupuesto Vigente Al 30/jun/2019	Comprometido	Presupuesto Disponibile para Comprometer	Devengado	Comprometido No Devengado	Presupuesto Sin Devengar	Ejercido	Pagado	Cuentas por Pagar Deuda
Objeto del Gasto												
2210	Productos alimenticios para personas	\$46,878.00	\$0.00	\$46,878.00	\$12,891.90	\$24,847.11	\$12,891.90	\$0.00	\$33,986.10	\$12,891.90	\$12,891.90	\$0.00
2211	Alimentos para el personal institucional	\$46,878.00	\$0.00	\$46,878.00	\$12,891.90	\$24,847.11	\$12,891.90	\$0.00	\$33,986.10	\$12,891.90	\$12,891.90	\$0.00
2220	Productos alimenticios para animales	\$1,000.00	\$0.00	\$1,000.00	\$0.00	\$85.00	\$0.00	\$0.00	\$1,000.00	\$0.00	\$0.00	\$0.00
2221	Productos alimenticios para animales	\$1,000.00	\$0.00	\$1,000.00	\$0.00	\$85.00	\$0.00	\$0.00	\$1,000.00	\$0.00	\$0.00	\$0.00
2230	Utensilios para el servicio de alimentación	\$800.00	\$0.00	\$800.00	\$0.00	\$800.00	\$0.00	\$0.00	\$800.00	\$0.00	\$0.00	\$0.00
2231	Utensilios, materiales y equipos menores para el servicio	\$800.00	\$0.00	\$800.00	\$0.00	\$800.00	\$0.00	\$0.00	\$800.00	\$0.00	\$0.00	\$0.00
2400	MATERIALES Y ARTÍCULOS DE CONSTRUCCIÓN Y DE	\$60,390.00	-\$2,700.00	\$57,690.00	\$6,044.50	\$23,954.49	\$6,044.50	\$0.00	\$51,645.50	\$6,044.50	\$6,044.50	\$0.00
2420	Cemento y productos de concreto	\$10,300.00	-\$2,850.00	\$7,450.00	\$0.00	\$7,450.00	\$0.00	\$0.00	\$7,450.00	\$0.00	\$0.00	\$0.00
2421	Cemento y productos de concreto	\$10,300.00	-\$2,850.00	\$7,450.00	\$0.00	\$7,450.00	\$0.00	\$0.00	\$7,450.00	\$0.00	\$0.00	\$0.00
2430	Cal, yeso y productos de yeso	\$2,160.00	\$0.00	\$2,160.00	\$0.00	\$2,160.00	\$0.00	\$0.00	\$2,160.00	\$0.00	\$0.00	\$0.00
2431	Cal, yeso y productos de yeso	\$2,160.00	\$0.00	\$2,160.00	\$0.00	\$2,160.00	\$0.00	\$0.00	\$2,160.00	\$0.00	\$0.00	\$0.00
2450	Vidrio y productos de vidrio	\$3,305.00	\$0.00	\$3,305.00	\$0.00	\$2,404.97	\$0.00	\$0.00	\$3,305.00	\$0.00	\$0.00	\$0.00
2451	Vidrio y productos de vidrio	\$3,305.00	\$0.00	\$3,305.00	\$0.00	\$2,404.97	\$0.00	\$0.00	\$3,305.00	\$0.00	\$0.00	\$0.00
2460	Material eléctrico y electrónico	\$30,845.00	\$0.00	\$30,845.00	\$0.00	\$11,654.03	\$0.00	\$0.00	\$30,845.00	\$0.00	\$0.00	\$0.00
2461	Material eléctrico y electrónico	\$30,845.00	\$0.00	\$30,845.00	\$0.00	\$11,654.03	\$0.00	\$0.00	\$30,845.00	\$0.00	\$0.00	\$0.00
2470	Artículos metálicos para la construcción	\$10,330.00	\$0.00	\$10,330.00	\$2,444.50	\$285.49	\$2,444.50	\$0.00	\$7,885.50	\$2,444.50	\$2,444.50	\$0.00
2471	Artículos metálicos para la construcción	\$10,330.00	\$0.00	\$10,330.00	\$2,444.50	\$285.49	\$2,444.50	\$0.00	\$7,885.50	\$2,444.50	\$2,444.50	\$0.00
2490	Otros materiales y artículos de construcción y reparación	\$3,450.00	\$150.00	\$3,600.00	\$3,600.00	\$0.00	\$3,600.00	\$0.00	\$0.00	\$3,600.00	\$3,600.00	\$0.00
2491	Otros materiales y artículos de construcción y reparación	\$3,450.00	\$150.00	\$3,600.00	\$3,600.00	\$0.00	\$3,600.00	\$0.00	\$0.00	\$3,600.00	\$3,600.00	\$0.00
2500	Productos químicos, farmacéuticos y de laboratorios	\$50,448.00	\$0.00	\$50,448.00	\$13,518.78	\$38,929.22	\$13,518.78	\$0.00	\$36,929.22	\$13,518.78	\$13,518.78	\$0.00
2510	Productos químicos básicos	\$1,650.00	\$0.00	\$1,650.00	\$0.00	\$1,650.00	\$0.00	\$0.00	\$1,650.00	\$0.00	\$0.00	\$0.00
2511	Productos químicos básicos	\$1,650.00	\$0.00	\$1,650.00	\$0.00	\$1,650.00	\$0.00	\$0.00	\$1,650.00	\$0.00	\$0.00	\$0.00
2520	Fertilizantes, pesticidas y otros agroquímicos	\$23,628.00	\$0.00	\$23,628.00	\$5,836.00	\$17,792.00	\$5,836.00	\$0.00	\$17,792.00	\$5,836.00	\$5,836.00	\$0.00
2521	Fertilizantes, pesticidas y otros agroquímicos	\$23,628.00	\$0.00	\$23,628.00	\$5,836.00	\$17,792.00	\$5,836.00	\$0.00	\$17,792.00	\$5,836.00	\$5,836.00	\$0.00
2530	Medicinas y productos farmacéuticos	\$10,680.00	\$0.00	\$10,680.00	\$2,144.78	\$8,535.22	\$2,144.78	\$0.00	\$8,535.22	\$2,144.78	\$2,144.78	\$0.00
2531	Medicinas y productos farmacéuticos de uso humano	\$10,680.00	\$0.00	\$10,680.00	\$2,144.78	\$8,535.22	\$2,144.78	\$0.00	\$8,535.22	\$2,144.78	\$2,144.78	\$0.00
2550	Materiales, accesorios y suministros de laboratorio	\$4,155.00	\$2,000.00	\$6,155.00	\$5,538.00	\$617.00	\$5,538.00	\$0.00	\$617.00	\$5,538.00	\$5,538.00	\$0.00
2551	Materiales, suministros e instrumentos menores de labor	\$4,155.00	\$2,000.00	\$6,155.00	\$5,538.00	\$617.00	\$5,538.00	\$0.00	\$617.00	\$5,538.00	\$5,538.00	\$0.00
2560	Fibras sintéticas, hules, plásticos y derivados	\$2,910.00	\$0.00	\$2,910.00	\$0.00	\$2,910.00	\$0.00	\$0.00	\$2,910.00	\$0.00	\$0.00	\$0.00
2561	Fibras sintéticas, hules, plásticos y derivados	\$2,910.00	\$0.00	\$2,910.00	\$0.00	\$2,910.00	\$0.00	\$0.00	\$2,910.00	\$0.00	\$0.00	\$0.00
2590	Otros productos químicos	\$7,425.00	-\$2,000.00	\$5,425.00	\$0.00	\$5,425.00	\$0.00	\$0.00	\$5,425.00	\$0.00	\$0.00	\$0.00



Url: supervisor
Rep: rptEstadoPresupuestoEgresos_FF

INSTITUTO TECNOLOGICO SUPERIOR DE TLATLAUQUITEPEC
PUEBLA

Estado del Ejercicio del Presupuesto por Fuente de Financiamiento Al 30/jun/2019

Fuente de Financiamiento		Aprobado	Ampliaciones / (Reducciones) Al 30/jun/2019	Presupuesto Vigente Al 30/jun/2019	Comprometido	Presupuesto Disponibile para Comprometer	Devengado	Comprometido No Devengado	Presupuesto Sin Devengar	Ejercido	Pagado	Cuentas por Pagar Deuda
Objeto del Gasto												
2591	Otros productos quimicos	\$7,425.00	-\$2,000.00	\$5,425.00	\$0.00	\$5,425.00	\$0.00	\$0.00	\$5,425.00	\$0.00	\$0.00	\$0.00
2600	COMBUSTIBLES, LUBRICANTES Y ADITIVOS	\$140,229.00	\$0.00	\$140,229.00	\$8,810.50	\$76,280.77	\$8,810.50	\$0.00	\$131,418.50	\$8,810.50	\$8,810.50	\$0.00
2610	Combustibles, lubricantes y aditivos	\$140,229.00	\$0.00	\$140,229.00	\$8,810.50	\$76,280.77	\$8,810.50	\$0.00	\$131,418.50	\$8,810.50	\$8,810.50	\$0.00
2611	Combustibles	\$140,229.00	\$0.00	\$140,229.00	\$8,810.50	\$76,280.77	\$8,810.50	\$0.00	\$131,418.50	\$8,810.50	\$8,810.50	\$0.00
2700	VESTUARIO, BLANCOS, PRENDAS DE PROTECCIÓN Y	\$15,572.00	\$0.00	\$15,572.00	\$0.00	\$15,572.00	\$0.00	\$0.00	\$15,572.00	\$0.00	\$0.00	\$0.00
2710	Vestuario y uniformes	\$12,712.00	\$0.00	\$12,712.00	\$0.00	\$12,712.00	\$0.00	\$0.00	\$12,712.00	\$0.00	\$0.00	\$0.00
2711	Vestuarios y uniformes	\$12,712.00	\$0.00	\$12,712.00	\$0.00	\$12,712.00	\$0.00	\$0.00	\$12,712.00	\$0.00	\$0.00	\$0.00
2730	Articulos deportivos	\$2,860.00	\$0.00	\$2,860.00	\$0.00	\$2,860.00	\$0.00	\$0.00	\$2,860.00	\$0.00	\$0.00	\$0.00
2731	Articulos deportivos	\$2,860.00	\$0.00	\$2,860.00	\$0.00	\$2,860.00	\$0.00	\$0.00	\$2,860.00	\$0.00	\$0.00	\$0.00
2900	HERRAMIENTAS, REFACCIONES Y ACCESORIOS MEN	\$38,701.00	\$0.00	\$38,701.00	\$4,029.00	\$17,580.31	\$4,029.00	\$0.00	\$34,672.00	\$4,029.00	\$4,029.00	\$0.00
2910	Herramientas menores	\$7,307.00	\$0.00	\$7,307.00	\$530.00	\$3,570.26	\$530.00	\$0.00	\$6,777.00	\$530.00	\$530.00	\$0.00
2911	Herramientas menores	\$7,307.00	\$0.00	\$7,307.00	\$530.00	\$3,570.26	\$530.00	\$0.00	\$6,777.00	\$530.00	\$530.00	\$0.00
2940	Refacciones y accesorios menores de equipo de comput	\$1,200.00	\$0.00	\$1,200.00	\$0.00	\$1,200.00	\$0.00	\$0.00	\$1,200.00	\$0.00	\$0.00	\$0.00
2941	Refacciones y accesorios menores para equipo de compi	\$1,200.00	\$0.00	\$1,200.00	\$0.00	\$1,200.00	\$0.00	\$0.00	\$1,200.00	\$0.00	\$0.00	\$0.00
2960	Refacciones y accesorios menores de equipo de transpor	\$30,194.00	\$0.00	\$30,194.00	\$3,499.00	\$12,790.05	\$3,499.00	\$0.00	\$26,695.00	\$3,499.00	\$3,499.00	\$0.00
2961	Refacciones y accesorios menores de equipo de transpor	\$30,194.00	\$0.00	\$30,194.00	\$3,499.00	\$12,790.05	\$3,499.00	\$0.00	\$26,695.00	\$3,499.00	\$3,499.00	\$0.00
3000	SERVICIOS GENERALES	\$795,405.00	\$47,382.22	\$842,787.22	\$57,963.05	\$499,182.21	\$57,963.05	\$0.00	\$784,824.17	\$57,963.05	\$57,963.05	\$0.00
3100	SERVICIOS BÁSICOS	\$125,640.00	\$0.00	\$125,640.00	\$13,539.93	\$82,632.66	\$13,539.93	\$0.00	\$112,100.07	\$13,539.93	\$13,539.93	\$0.00
3110	Energia eléctrica	\$114,000.00	\$0.00	\$114,000.00	\$13,289.00	\$74,697.00	\$13,289.00	\$0.00	\$100,711.00	\$13,289.00	\$13,289.00	\$0.00
3111	Energia eléctrica	\$114,000.00	\$0.00	\$114,000.00	\$13,289.00	\$74,697.00	\$13,289.00	\$0.00	\$100,711.00	\$13,289.00	\$13,289.00	\$0.00
3120	Gas	\$500.00	\$0.00	\$500.00	\$0.00	\$500.00	\$0.00	\$0.00	\$500.00	\$0.00	\$0.00	\$0.00
3121	GAS	\$500.00	\$0.00	\$500.00	\$0.00	\$500.00	\$0.00	\$0.00	\$500.00	\$0.00	\$0.00	\$0.00
3130	Agua	\$900.00	\$0.00	\$900.00	\$0.00	\$900.00	\$0.00	\$0.00	\$900.00	\$0.00	\$0.00	\$0.00
3131	Agua	\$900.00	\$0.00	\$900.00	\$0.00	\$900.00	\$0.00	\$0.00	\$900.00	\$0.00	\$0.00	\$0.00
3140	Telefonia Tradicional	\$6,000.00	\$0.00	\$6,000.00	\$0.00	\$3,381.00	\$0.00	\$0.00	\$6,000.00	\$0.00	\$0.00	\$0.00
3141	Telefonia tradicional	\$6,000.00	\$0.00	\$6,000.00	\$0.00	\$3,381.00	\$0.00	\$0.00	\$6,000.00	\$0.00	\$0.00	\$0.00
3170	Servicios de acceso a Internet, redes y procesamiento de	\$2,500.00	\$0.00	\$2,500.00	\$0.00	\$2,500.00	\$0.00	\$0.00	\$2,500.00	\$0.00	\$0.00	\$0.00
3171	Servicio de internet y redes	\$2,500.00	\$0.00	\$2,500.00	\$0.00	\$2,500.00	\$0.00	\$0.00	\$2,500.00	\$0.00	\$0.00	\$0.00
3180	Servicios postales y telegráficos	\$1,740.00	\$0.00	\$1,740.00	\$250.93	\$654.66	\$250.93	\$0.00	\$1,489.07	\$250.93	\$250.93	\$0.00
3181	Servicios postales y telegráficos	\$1,740.00	\$0.00	\$1,740.00	\$250.93	\$654.66	\$250.93	\$0.00	\$1,489.07	\$250.93	\$250.93	\$0.00
3200	SERVICIOS DE ARRENDAMIENTO	\$13,700.00	\$8,063.36	\$21,763.36	\$10,493.36	\$1,700.00	\$10,493.36	\$0.00	\$11,270.00	\$10,493.36	\$10,493.36	\$0.00

6059



Usr: supervisor
Rep: rptEstadoPresupuestoEgresos_FF

INSTITUTO TECNOLOGICO SUPERIOR DE TLATLAUQUITEPEC
PUEBLA

Estado del Ejercicio del Presupuesto por Fuente de Financiamiento Al 30/jun/2019

Fuente de Financiamiento		Aprobado	Ampliaciones / (Reducciones) Al 30/jun/2019	Presupuesto Vigente Al 30/jun/2019	Comprometido	Presupuesto Disponibile para Comprometer	Devengado	Comprometido No Devengado	Presupuesto Sin Devengar	Ejercido	Pagado	Cuentas por Pagar Deuda
Objeto del Gasto												
3270	Arrendamiento de activos intangibles	\$7,500.00	\$0.00	\$7,500.00	\$0.00	\$1,700.00	\$0.00	\$0.00	\$7,500.00	\$0.00	\$0.00	\$0.00
3271	Arrendamiento de activos intangibles	\$7,500.00	\$0.00	\$7,500.00	\$0.00	\$1,700.00	\$0.00	\$0.00	\$7,500.00	\$0.00	\$0.00	\$0.00
3290	Otros arrendamientos	\$6,200.00	\$8,063.36	\$14,263.36	\$10,493.36	\$0.00	\$10,493.36	\$0.00	\$3,770.00	\$10,493.36	\$10,493.36	\$0.00
3291	Otros arrendamientos	\$6,200.00	\$8,063.36	\$14,263.36	\$10,493.36	\$0.00	\$10,493.36	\$0.00	\$3,770.00	\$10,493.36	\$10,493.36	\$0.00
3300	SERVICIOS PROFESIONALES, CIENTÍFICOS, TÉCNIC	\$240,751.00	-\$8,063.36	\$232,687.64	\$16,666.67	\$157,962.30	\$16,666.67	\$0.00	\$216,020.97	\$16,666.67	\$16,666.67	\$0.00
3310	Servicios legales, de contabilidad, auditoría y relacionado	\$81,000.00	\$0.00	\$81,000.00	\$16,666.67	\$47,666.66	\$16,666.67	\$0.00	\$64,333.33	\$16,666.67	\$16,666.67	\$0.00
3311	Servicios legales, de contabilidad, auditoría y relacionado	\$81,000.00	\$0.00	\$81,000.00	\$16,666.67	\$47,666.66	\$16,666.67	\$0.00	\$64,333.33	\$16,666.67	\$16,666.67	\$0.00
3330	Servicios de consultoría administrativa, procesos, técnica	\$26,090.00	-\$8,063.36	\$18,026.64	\$0.00	\$18,026.64	\$0.00	\$0.00	\$18,026.64	\$0.00	\$0.00	\$0.00
3331	Servicios de consultoría administrativa y científica	\$26,090.00	-\$8,063.36	\$18,026.64	\$0.00	\$18,026.64	\$0.00	\$0.00	\$18,026.64	\$0.00	\$0.00	\$0.00
3340	Servicios de capacitación	\$125,846.00	\$0.00	\$125,846.00	\$0.00	\$84,454.00	\$0.00	\$0.00	\$125,846.00	\$0.00	\$0.00	\$0.00
3341	Servicios de capacitación	\$125,846.00	\$0.00	\$125,846.00	\$0.00	\$84,454.00	\$0.00	\$0.00	\$125,846.00	\$0.00	\$0.00	\$0.00
3360	Servicios de apoyo administrativo, traducción, fotocopiad	\$7,815.00	\$0.00	\$7,815.00	\$0.00	\$7,815.00	\$0.00	\$0.00	\$7,815.00	\$0.00	\$0.00	\$0.00
3361	Servicios de apoyo administrativo y secretarial	\$7,815.00	\$0.00	\$7,815.00	\$0.00	\$7,815.00	\$0.00	\$0.00	\$7,815.00	\$0.00	\$0.00	\$0.00
3400	SERVICIOS FINANCIEROS, BANCARIOS Y COMERCIAL	\$31,210.00	\$2,000.00	\$33,210.00	\$905.90	\$26,511.44	\$905.90	\$0.00	\$32,304.10	\$905.90	\$905.90	\$0.00
3410	Servicios financieros y bancarios	\$6,000.00	\$2,000.00	\$8,000.00	\$905.90	\$1,301.44	\$905.90	\$0.00	\$7,094.10	\$905.90	\$905.90	\$0.00
3411	Servicios financieros y bancarios	\$6,000.00	\$2,000.00	\$8,000.00	\$905.90	\$1,301.44	\$905.90	\$0.00	\$7,094.10	\$905.90	\$905.90	\$0.00
3450	Seguro de bienes patrimoniales	\$25,210.00	\$0.00	\$25,210.00	\$0.00	\$25,210.00	\$0.00	\$0.00	\$25,210.00	\$0.00	\$0.00	\$0.00
3451	Seguro de bienes patrimoniales	\$25,210.00	\$0.00	\$25,210.00	\$0.00	\$25,210.00	\$0.00	\$0.00	\$25,210.00	\$0.00	\$0.00	\$0.00
3500	SERVICIOS DE INSTALACIÓN, REPARACIÓN, MANTEN	\$7,500.00	\$0.00	\$7,500.00	\$0.00	\$6,688.00	\$0.00	\$0.00	\$7,500.00	\$0.00	\$0.00	\$0.00
3530	Instalación, reparación y mantenimiento de equipo de có	\$2,500.00	\$0.00	\$2,500.00	\$0.00	\$1,688.00	\$0.00	\$0.00	\$2,500.00	\$0.00	\$0.00	\$0.00
3531	Instalación, reparación y mantenimiento de equipo de có	\$2,500.00	\$0.00	\$2,500.00	\$0.00	\$1,688.00	\$0.00	\$0.00	\$2,500.00	\$0.00	\$0.00	\$0.00
3540	Instalación, reparación y mantenimiento de equipo e instr	\$5,000.00	\$0.00	\$5,000.00	\$0.00	\$5,000.00	\$0.00	\$0.00	\$5,000.00	\$0.00	\$0.00	\$0.00
3541	Instalación, reparación y mantenimiento de equipo e instr	\$5,000.00	\$0.00	\$5,000.00	\$0.00	\$5,000.00	\$0.00	\$0.00	\$5,000.00	\$0.00	\$0.00	\$0.00
3600	SERVICIOS DE COMUNICACIÓN SOCIAL Y PUBLICIDA	\$72,557.00	\$0.00	\$72,557.00	\$4,833.00	\$29,285.80	\$4,833.00	\$0.00	\$67,724.00	\$4,833.00	\$4,833.00	\$0.00
3620	Difusión por radio, televisión y otros medios de mensajes	\$72,557.00	\$0.00	\$72,557.00	\$4,833.00	\$29,285.80	\$4,833.00	\$0.00	\$67,724.00	\$4,833.00	\$4,833.00	\$0.00
3621	Servicios de difusión para la comercialización de bienes c	\$72,557.00	\$0.00	\$72,557.00	\$4,833.00	\$29,285.80	\$4,833.00	\$0.00	\$67,724.00	\$4,833.00	\$4,833.00	\$0.00
3700	Servicios de traslados y viáticos	\$163,788.00	-\$2,000.00	\$161,788.00	\$7,777.19	\$122,404.79	\$7,777.19	\$0.00	\$154,010.81	\$7,777.19	\$7,777.19	\$0.00
3710	Pasajes aéreos	\$21,744.00	-\$2,000.00	\$19,744.00	\$0.00	\$19,744.00	\$0.00	\$0.00	\$19,744.00	\$0.00	\$0.00	\$0.00
3711	Pasajes aéreos nacionales	\$21,744.00	-\$2,000.00	\$19,744.00	\$0.00	\$19,744.00	\$0.00	\$0.00	\$19,744.00	\$0.00	\$0.00	\$0.00
3720	Pasajes terrestres	\$39,850.00	\$0.00	\$39,850.00	\$240.00	\$37,621.00	\$240.00	\$0.00	\$39,810.00	\$240.00	\$240.00	\$0.00
3721	Pasajes terrestres nacionales	\$39,850.00	\$0.00	\$39,850.00	\$240.00	\$37,621.00	\$240.00	\$0.00	\$39,810.00	\$240.00	\$240.00	\$0.00



Usu: supervisor
Rep: rptEstadoPresupuestoEgresos_FF

INSTITUTO TECNOLOGICO SUPERIOR DE TLATLAUQUITEPEC
PUEBLA

Estado del Ejercicio del Presupuesto por Fuente de Financiamiento Al 30/jun/2019

Objeto del Gasto	Fuente de Financiamiento	Aprobado	Ampliaciones / (Reducciones) Al 30/jun/2019	Presupuesto Vigente Al 30/jun/2019	Comprometido	Presupuesto Disponible para Comprometer	Devengado	Comprometido No Devengado	Presupuesto Sin Devengar	Ejercido	Pagado	Cuentas por Pagar Deuda
3750	Viáticos en el país	\$102,194.00	\$0.00	\$102,194.00	\$7,537.19	\$85,039.79	\$7,537.19	\$0.00	\$94,656.81	\$7,537.19	\$7,537.19	\$0.00
3751	Viáticos en el país	\$102,194.00	\$0.00	\$102,194.00	\$7,537.19	\$85,039.79	\$7,537.19	\$0.00	\$94,656.81	\$7,537.19	\$7,537.19	\$0.00
3800	SERVICIOS OFICIALES	\$10,000.00	\$0.00	\$10,000.00	\$580.00	\$7,418.00	\$580.00	\$0.00	\$9,420.00	\$580.00	\$580.00	\$0.00
3820	Gastos de orden social y cultural	\$10,000.00	\$0.00	\$10,000.00	\$580.00	\$7,418.00	\$580.00	\$0.00	\$9,420.00	\$580.00	\$580.00	\$0.00
3821	Gastos de orden social y cultural	\$10,000.00	\$0.00	\$10,000.00	\$580.00	\$7,418.00	\$580.00	\$0.00	\$9,420.00	\$580.00	\$580.00	\$0.00
3900	OTROS SERVICIOS GENERALES	\$130,259.00	\$47,382.22	\$177,641.22	\$3,167.00	\$64,679.22	\$3,167.00	\$0.00	\$174,474.22	\$3,167.00	\$3,167.00	\$0.00
3920	Impuestos y derechos	\$130,259.00	\$0.00	\$130,259.00	\$3,167.00	\$17,197.00	\$3,167.00	\$0.00	\$127,092.00	\$3,167.00	\$3,167.00	\$0.00
3921	Impuestos y derechos	\$130,259.00	\$0.00	\$130,259.00	\$3,167.00	\$17,197.00	\$3,167.00	\$0.00	\$127,092.00	\$3,167.00	\$3,167.00	\$0.00
3980	Impuesto sobre nóminas y otros que se deriven de una re	\$0.00	\$47,382.22	\$47,382.22	\$0.00	\$47,382.22	\$0.00	\$0.00	\$47,382.22	\$0.00	\$0.00	\$0.00
3981	Impuesto sobre nóminas (2%)	\$0.00	\$47,382.22	\$47,382.22	\$0.00	\$47,382.22	\$0.00	\$0.00	\$47,382.22	\$0.00	\$0.00	\$0.00
9000	DEUDA PÚBLICA	\$340,723.20	\$0.00	\$340,723.20	\$0.00	-\$0.01	\$0.00	\$0.00	\$340,723.20	\$0.00	\$0.00	\$0.00
9900	ADEUDOS DE EJERCICIOS FISCALES ANTERIORES (A	\$340,723.20	\$0.00	\$340,723.20	\$0.00	-\$0.01	\$0.00	\$0.00	\$340,723.20	\$0.00	\$0.00	\$0.00
9910	ADEFAS	\$340,723.20	\$0.00	\$340,723.20	\$0.00	-\$0.01	\$0.00	\$0.00	\$340,723.20	\$0.00	\$0.00	\$0.00
9911	ADEFAS de Capítulo 1000	\$272,299.43	\$0.00	\$272,299.43	\$0.00	-\$0.01	\$0.00	\$0.00	\$272,299.43	\$0.00	\$0.00	\$0.00
9912	ADEFAS de Capítulo 2000	\$56,599.77	\$0.00	\$56,599.77	\$0.00	\$0.00	\$0.00	\$0.00	\$56,599.77	\$0.00	\$0.00	\$0.00
9913	ADEFAS de Capítulo 3000	\$11,824.00	\$0.00	\$11,824.00	\$0.00	\$0.00	\$0.00	\$0.00	\$11,824.00	\$0.00	\$0.00	\$0.00
RECURSOS ESTATALES		\$10,360,852.20	\$47,382.22	\$10,428,034.42	\$637,056.49	\$6,084,632.49	\$637,056.49	\$0.00	\$9,790,977.93	\$637,056.49	\$637,056.49	\$0.00
Total Final		\$22,747,971.52	\$2,951,191.22	\$25,699,162.74	\$1,787,780.75	\$12,896,980.38	\$1,787,780.75	\$0.00	\$23,911,381.99	\$1,787,270.11	\$1,787,780.75	\$0.00

0061





Usu: supervisor
Rep: rptEstadoPresupuestoEgresos_FF


INSTITUTO TECNOLOGICO SUPERIOR DE TLATLAUQUITEPEC PUEBLA

Estado del Ejercicio del Presupuesto por Fuente de Financiamiento Al 30/jun/2019

Objeto del Gasto	Fuente de Financiamiento	Aprobado	Ampliaciones / (Reducciones) Al 30/jun/2019	Presupuesto Vigente Al 30/jun/2019	Comprometido	Presupuesto Disponble para Comprometer	Devengado	Comprometido No Devengado	Presupuesto Sin Devengar	Ejercido	Pagado	Cuentas por Pagar Deuda


 DR. SERGIO LOPEZ MORENO
 DIRECTOR GENERAL


 M.A. CLAUDIA PATRICIA SALGADO GUZMAN
 ENCARGADA DE LA SUBDIRECCIÓN DE SERVICIOS
 ADMINISTRATIVOS


 C.P. JULIO CESAR ELENO MARCELO
 JEFE DE RECURSOS FINANCIEROS



Usr: supervisor
Rep: rptEstadoPresupuestoEgresos

INSTITUTO TECNOLOGICO SUPERIOR DE TLATLAUQUITEPEC PUEBLA

Estado del Ejercicio del Presupuesto por Capítulo del Gasto Al 30/jun/2019

Objeto del Gasto	Aprobado	Ampliaciones / (Reducciones) Al 30/jun/2019	Presupuesto Vigente Al 30/jun/2019	Comprometido	Presupuesto Disponible para Comprometer	Devengado	Comprometido No Devengado	Presupuesto Sin Devengar	Ejercido	Pagado	Cuentas por Pagar Deuda
1000 SERVICIOS PERSONALES	\$17,883,286.00	\$0.00	\$17,883,286.00	\$1,457,872.25	\$10,382,942.49	\$1,457,872.25	\$0.00	\$16,425,413.75	\$1,457,381.61	\$1,457,872.25	\$0.00
1100 REMUNERACIONES AL PERSONAL DE CARÁCTER PE	\$10,490,157.92	\$0.00	\$10,490,157.92	\$883,747.81	\$5,931,344.22	\$883,747.81	\$0.00	\$9,608,410.11	\$883,237.17	\$883,747.81	\$0.00
1130 Sueldos base al personal permanente	\$10,490,157.92	\$0.00	\$10,490,157.92	\$883,747.81	\$5,931,344.22	\$883,747.81	\$0.00	\$9,608,410.11	\$883,237.17	\$883,747.81	\$0.00
1132 Sueldos al personal de base	\$10,490,157.92	\$0.00	\$10,490,157.92	\$883,747.81	\$5,931,344.22	\$883,747.81	\$0.00	\$9,608,410.11	\$883,237.17	\$883,747.81	\$0.00
1300 REMUNERACIONES ADICIONALES Y ESPECIALES	\$2,654,006.99	\$0.00	\$2,654,006.99	\$93,648.16	\$2,156,126.35	\$93,648.16	\$0.00	\$2,560,358.83	\$93,648.16	\$93,648.16	\$0.00
1310 Primas por años de servicio efectivos prestados	\$814,633.00	\$0.00	\$814,633.00	\$59,419.57	\$567,471.53	\$59,419.57	\$0.00	\$755,213.43	\$59,419.57	\$59,419.57	\$0.00
1311 Prima quinquenal	\$814,633.00	\$0.00	\$814,633.00	\$59,419.57	\$567,471.53	\$59,419.57	\$0.00	\$755,213.43	\$59,419.57	\$59,419.57	\$0.00
1320 Primas de vacaciones, dominical y gratificación de fin de	\$1,839,373.99	\$0.00	\$1,839,373.99	\$34,228.59	\$1,588,654.82	\$34,228.59	\$0.00	\$1,805,145.40	\$34,228.59	\$34,228.59	\$0.00
1321 Prestaciones de fin de año en efectivo	\$689,765.32	\$0.00	\$689,765.32	\$21,392.79	\$667,799.44	\$21,392.79	\$0.00	\$668,372.53	\$21,392.79	\$21,392.79	\$0.00
1322 Prima vacacional	\$1,149,608.67	\$0.00	\$1,149,608.67	\$12,835.80	\$920,855.38	\$12,835.80	\$0.00	\$1,136,772.87	\$12,835.80	\$12,835.80	\$0.00
1400 SEGURIDAD SOCIAL	\$2,597,836.04	\$0.00	\$2,597,836.04	\$283,532.20	\$861,651.03	\$283,532.20	\$0.00	\$2,314,303.84	\$283,532.20	\$283,532.20	\$0.00
1410 Aportaciones de seguridad social	\$2,445,406.04	\$0.00	\$2,445,406.04	\$283,532.20	\$709,121.03	\$283,532.20	\$0.00	\$2,161,873.84	\$283,532.20	\$283,532.20	\$0.00
1411 Aportaciones al ISSSTE	\$2,445,406.04	\$0.00	\$2,445,406.04	\$283,532.20	\$709,121.03	\$283,532.20	\$0.00	\$2,161,873.84	\$283,532.20	\$283,532.20	\$0.00
1420 Aportaciones a fondos de vivienda	\$107,179.48	\$0.00	\$107,179.48	\$0.00	\$107,179.48	\$0.00	\$0.00	\$107,179.48	\$0.00	\$0.00	\$0.00
1421 Cuotas al FOVISSSTE	\$107,179.48	\$0.00	\$107,179.48	\$0.00	\$107,179.48	\$0.00	\$0.00	\$107,179.48	\$0.00	\$0.00	\$0.00
1430 Aportaciones al sistema para el retiro	\$45,250.52	\$0.00	\$45,250.52	\$0.00	\$45,250.52	\$0.00	\$0.00	\$45,250.52	\$0.00	\$0.00	\$0.00
1431 Sistema de ahorro para el retiro	\$45,250.52	\$0.00	\$45,250.52	\$0.00	\$45,250.52	\$0.00	\$0.00	\$45,250.52	\$0.00	\$0.00	\$0.00
1500 OTRAS PRESTACIONES SOCIALES Y ECONÓMICAS	\$1,535,663.05	\$0.00	\$1,535,663.05	\$196,944.08	\$835,440.73	\$196,944.08	\$0.00	\$1,338,718.97	\$196,944.08	\$196,944.08	\$0.00
1540 Prestaciones contractuales	\$874,163.88	\$0.00	\$874,163.88	\$66,772.04	\$475,795.48	\$66,772.04	\$0.00	\$807,391.84	\$66,772.04	\$66,772.04	\$0.00
1541 Canasta básica, ayuda para despensa	\$874,163.88	\$0.00	\$874,163.88	\$66,772.04	\$475,795.48	\$66,772.04	\$0.00	\$807,391.84	\$66,772.04	\$66,772.04	\$0.00
1590 Otras prestaciones sociales y económicas	\$661,499.17	\$0.00	\$661,499.17	\$130,172.04	\$359,645.25	\$130,172.04	\$0.00	\$531,327.13	\$130,172.04	\$130,172.04	\$0.00
1591 Días económicos	\$661,499.17	\$0.00	\$661,499.17	\$130,172.04	\$359,645.25	\$130,172.04	\$0.00	\$531,327.13	\$130,172.04	\$130,172.04	\$0.00
1700 PAGO DE ESTÍMULOS A SERVIDORES PÚBLICOS	\$605,622.00	\$0.00	\$605,622.00	\$0.00	\$598,480.16	\$0.00	\$0.00	\$605,622.00	\$0.00	\$0.00	\$0.00
1710 Estímulos	\$605,622.00	\$0.00	\$605,622.00	\$0.00	\$598,480.16	\$0.00	\$0.00	\$605,622.00	\$0.00	\$0.00	\$0.00
1711 Estímulos por productividad	\$605,622.00	\$0.00	\$605,622.00	\$0.00	\$598,480.16	\$0.00	\$0.00	\$605,622.00	\$0.00	\$0.00	\$0.00
2000 MATERIALES Y SUMINISTRO	\$1,044,301.42	\$74,813.86	\$1,116,415.28	\$118,937.47	\$477,261.42	\$118,937.47	\$0.00	\$997,477.81	\$118,937.47	\$118,937.47	\$0.00
2100 Materiales de administración, emisión de documentos	\$323,986.12	\$74,813.86	\$398,799.98	\$40,671.29	\$94,458.55	\$40,671.29	\$0.00	\$358,128.69	\$40,671.29	\$40,671.29	\$0.00
2110 Materiales, útiles y equipos menores de oficina	\$97,354.12	\$0.00	\$97,354.12	\$6,897.35	\$34,608.12	\$6,897.35	\$0.00	\$90,456.77	\$6,897.35	\$6,897.35	\$0.00
2111 Papelería y consumibles de oficina	\$97,354.12	\$0.00	\$97,354.12	\$6,897.35	\$34,608.12	\$6,897.35	\$0.00	\$90,456.77	\$6,897.35	\$6,897.35	\$0.00
2120 Materiales y útiles de impresión y reproducción	\$4,240.00	\$0.00	\$4,240.00	\$0.00	\$4,209.00	\$0.00	\$0.00	\$4,240.00	\$0.00	\$0.00	\$0.00
2121 Materiales y útiles de impresión y reproducción	\$4,240.00	\$0.00	\$4,240.00	\$0.00	\$4,209.00	\$0.00	\$0.00	\$4,240.00	\$0.00	\$0.00	\$0.00
2140 Materiales, útiles y equipos menores de tecnologías de la	\$139,086.00	\$0.00	\$139,086.00	\$19,304.64	\$27,319.73	\$19,304.64	\$0.00	\$119,781.36	\$19,304.64	\$19,304.64	\$0.00
2141 Material de limpieza y mantenimiento e insumos para eq.	\$139,086.00	\$0.00	\$139,086.00	\$19,304.64	\$27,319.73	\$19,304.64	\$0.00	\$119,781.36	\$19,304.64	\$19,304.64	\$0.00
2150 Material impreso e información digital	\$29,100.00	\$0.00	\$29,100.00	\$2,605.00	\$26,495.00	\$2,605.00	\$0.00	\$26,495.00	\$2,605.00	\$2,605.00	\$0.00
2151 Publicaciones impresas	\$29,100.00	\$0.00	\$29,100.00	\$2,605.00	\$26,495.00	\$2,605.00	\$0.00	\$26,495.00	\$2,605.00	\$2,605.00	\$0.00



Usr supervisor
Rep: rptEstadoPresupuestoEgresos

INSTITUTO TECNOLOGICO SUPERIOR DE TLATLAUQUITEPEC
PUEBLA

Estado del Ejercicio del Presupuesto por Capitulo del Gasto Al 30/jun/2019

Objeto del Gasto	Aprobado	Ampliaciones / (Reducciones) Al 30/jun/2019	Presupuesto Vigente Al 30/jun/2019	Comprometido	Presupuesto Disponible para Comprometer	Devengado	Comprometido No Devengado	Presupuesto Sin Devengar	Ejercido	Pagado	Cuentas por Pagar Deuda
2160 Material de limpieza	\$54,206.00	\$2,700.00	\$56,906.00	\$11,864.30	\$1,826.70	\$11,864.30	\$0.00	\$45,041.70	\$11,864.30	\$11,864.30	\$0.00
2161 Material de limpieza	\$54,206.00	\$2,700.00	\$56,906.00	\$11,864.30	\$1,826.70	\$11,864.30	\$0.00	\$45,041.70	\$11,864.30	\$11,864.30	\$0.00
2170 Materiales y útiles de enseñanza	\$0.00	\$72,113.86	\$72,113.86	\$0.00	\$0.00	\$0.00	\$0.00	\$72,113.86	\$0.00	\$0.00	\$0.00
2171 Material y útiles de enseñanza	\$0.00	\$72,113.86	\$72,113.86	\$0.00	\$0.00	\$0.00	\$0.00	\$72,113.86	\$0.00	\$0.00	\$0.00
2200 ALIMENTOS Y UTENSILIOS	\$98,006.00	\$0.00	\$98,006.00	\$19,695.40	\$49,037.93	\$19,695.40	\$0.00	\$78,310.60	\$19,695.40	\$19,695.40	\$0.00
2210 Productos alimenticios para personas	\$94,406.00	\$0.00	\$94,406.00	\$19,695.40	\$48,352.93	\$19,695.40	\$0.00	\$74,710.60	\$19,695.40	\$19,695.40	\$0.00
2211 Alimentos para el personal institucional	\$94,406.00	\$0.00	\$94,406.00	\$19,695.40	\$48,352.93	\$19,695.40	\$0.00	\$74,710.60	\$19,695.40	\$19,695.40	\$0.00
2220 Productos alimenticios para animales	\$2,000.00	\$0.00	\$2,000.00	\$0.00	\$1,085.00	\$0.00	\$0.00	\$2,000.00	\$0.00	\$0.00	\$0.00
2221 Productos alimenticios para animales	\$2,000.00	\$0.00	\$2,000.00	\$0.00	\$1,085.00	\$0.00	\$0.00	\$2,000.00	\$0.00	\$0.00	\$0.00
2230 Utensilios para el servicio de alimentación	\$1,600.00	\$0.00	\$1,600.00	\$0.00	\$1,600.00	\$0.00	\$0.00	\$2,000.00	\$0.00	\$0.00	\$0.00
2231 Utensilios, materiales y equipos menores para el servicio	\$1,600.00	\$0.00	\$1,600.00	\$0.00	\$1,600.00	\$0.00	\$0.00	\$1,800.00	\$0.00	\$0.00	\$0.00
2400 MATERIALES Y ARTICULOS DE CONSTRUCCIÓN Y DE	\$120,780.00	-\$2,700.00	\$118,080.00	\$12,407.00	\$56,766.16	\$12,407.00	\$0.00	\$105,673.00	\$12,407.00	\$12,407.00	\$0.00
2420 Cemento y productos de concreto	\$20,800.00	-\$2,850.00	\$17,750.00	\$0.00	\$13,850.00	\$0.00	\$0.00	\$17,750.00	\$0.00	\$0.00	\$0.00
2421 Cemento y productos de concreto	\$20,800.00	-\$2,850.00	\$17,750.00	\$0.00	\$13,850.00	\$0.00	\$0.00	\$17,750.00	\$0.00	\$0.00	\$0.00
2430 Cal, yeso y productos de yeso	\$4,320.00	\$0.00	\$4,320.00	\$0.00	\$4,320.00	\$0.00	\$0.00	\$4,320.00	\$0.00	\$0.00	\$0.00
2431 Cal, yeso y productos de yeso	\$4,320.00	\$0.00	\$4,320.00	\$0.00	\$4,320.00	\$0.00	\$0.00	\$4,320.00	\$0.00	\$0.00	\$0.00
2450 Vidrio y productos de vidrio	\$6,610.00	\$0.00	\$6,610.00	\$0.00	\$5,709.97	\$0.00	\$0.00	\$6,610.00	\$0.00	\$0.00	\$0.00
2451 Vidrio y productos de vidrio	\$6,610.00	\$0.00	\$6,610.00	\$0.00	\$5,709.97	\$0.00	\$0.00	\$6,610.00	\$0.00	\$0.00	\$0.00
2480 Material eléctrico y electrónico	\$61,690.00	\$0.00	\$61,690.00	\$6,240.00	\$29,143.20	\$6,240.00	\$0.00	\$55,450.00	\$6,240.00	\$6,240.00	\$0.00
2481 Material eléctrico y electrónico	\$61,690.00	\$0.00	\$61,690.00	\$6,240.00	\$29,143.20	\$6,240.00	\$0.00	\$55,450.00	\$6,240.00	\$6,240.00	\$0.00
2470 Artículos metálicos para la construcción	\$20,660.00	\$0.00	\$20,660.00	\$2,567.00	\$492.99	\$2,567.00	\$0.00	\$18,093.00	\$2,567.00	\$2,567.00	\$0.00
2471 Artículos metálicos para la construcción	\$20,660.00	\$0.00	\$20,660.00	\$2,567.00	\$492.99	\$2,567.00	\$0.00	\$18,093.00	\$2,567.00	\$2,567.00	\$0.00
2490 Otros materiales y artículos de construcción y reparación	\$6,900.00	\$150.00	\$7,050.00	\$3,800.00	\$3,450.00	\$3,800.00	\$0.00	\$3,450.00	\$3,800.00	\$3,800.00	\$0.00
2491 Otros materiales y artículos de construcción y reparación	\$6,900.00	\$150.00	\$7,050.00	\$3,800.00	\$3,450.00	\$3,800.00	\$0.00	\$3,450.00	\$3,800.00	\$3,800.00	\$0.00
2500 Productos químicos, farmacéuticos y de laboratorios	\$104,896.00	\$0.00	\$104,896.00	\$16,975.58	\$69,524.52	\$16,975.58	\$0.00	\$87,920.42	\$16,975.58	\$16,975.58	\$0.00
2510 Productos químicos básicos	\$3,300.00	\$0.00	\$3,300.00	\$0.00	\$3,300.00	\$0.00	\$0.00	\$3,300.00	\$0.00	\$0.00	\$0.00
2511 Productos químicos básicos	\$3,300.00	\$0.00	\$3,300.00	\$0.00	\$3,300.00	\$0.00	\$0.00	\$3,300.00	\$0.00	\$0.00	\$0.00
2520 Fertilizantes, pesticidas y otros agroquímicos	\$47,256.00	\$0.00	\$47,256.00	\$5,836.00	\$29,820.00	\$5,836.00	\$0.00	\$41,420.00	\$5,836.00	\$5,836.00	\$0.00
2521 Fertilizantes, pesticidas y otros agroquímicos	\$47,256.00	\$0.00	\$47,256.00	\$5,836.00	\$29,820.00	\$5,836.00	\$0.00	\$41,420.00	\$5,836.00	\$5,836.00	\$0.00
2530 Medicinas y productos farmacéuticos	\$21,360.00	\$0.00	\$21,360.00	\$2,144.78	\$16,419.32	\$2,144.78	\$0.00	\$19,215.22	\$2,144.78	\$2,144.78	\$0.00
2531 Medicinas y productos farmacéuticos de uso humano	\$21,360.00	\$0.00	\$21,360.00	\$2,144.78	\$16,419.32	\$2,144.78	\$0.00	\$19,215.22	\$2,144.78	\$2,144.78	\$0.00
2550 Materiales, accesorios y suministros de laboratorio	\$12,310.00	\$2,000.00	\$14,310.00	\$8,994.80	\$1,315.20	\$8,994.80	\$0.00	\$5,315.20	\$8,994.80	\$8,994.80	\$0.00
2551 Materiales, suministros e instrumentos menores de labora	\$12,310.00	\$2,000.00	\$14,310.00	\$8,994.80	\$1,315.20	\$8,994.80	\$0.00	\$5,315.20	\$8,994.80	\$8,994.80	\$0.00
2560 Fibras sintéticas, hules, plásticos y derivados	\$5,820.00	\$0.00	\$5,820.00	\$0.00	\$5,820.00	\$0.00	\$0.00	\$5,820.00	\$0.00	\$0.00	\$0.00
2561 Fibras sintéticas, hules, plásticos y derivados	\$5,820.00	\$0.00	\$5,820.00	\$0.00	\$5,820.00	\$0.00	\$0.00	\$5,820.00	\$0.00	\$0.00	\$0.00

CGSA



Usr: supervisor
Rep: rptEstadoPresupuestoEgresos

INSTITUTO TECNOLOGICO SUPERIOR DE TLATLAUQUITEPEC PUEBLA

Estado del Ejercicio del Presupuesto por Capitulo del Gasto Al 30/jun/2019

Objeto del Gasto		Aprobado	Ampliaciones / (Reducciones) Al 30/jun/2019	Presupuesto Vigente Al 30/jun/2019	Comprometido	Presupuesto Disponibile para Comprometer	Devengado	Comprometido No Devengado	Presupuesto Sin Devengar	Ejercido	Pagado	Cuentas por Pagar Deuda
2590	Otros productos químicos	\$14,850.00	-\$2,000.00	\$12,850.00	\$0.00	\$12,850.00	\$0.00	\$0.00	\$12,850.00	\$0.00	\$0.00	\$0.00
2591	Otros productos químicos	\$14,850.00	-\$2,000.00	\$12,850.00	\$0.00	\$12,850.00	\$0.00	\$0.00	\$12,850.00	\$0.00	\$0.00	\$0.00
2600	COMBUSTIBLES, LUBRICANTES Y ADITIVOS	\$286,258.30	\$0.00	\$286,258.30	\$24,671.20	\$146,643.59	\$24,671.20	\$0.00	\$12,850.00	\$0.00	\$0.00	\$0.00
2610	Combustibles, lubricantes y aditivos	\$286,258.30	\$0.00	\$286,258.30	\$24,671.20	\$146,643.59	\$24,671.20	\$0.00	\$261,587.10	\$24,671.20	\$24,671.20	\$0.00
2611	Combustibles	\$286,258.30	\$0.00	\$286,258.30	\$24,671.20	\$146,643.59	\$24,671.20	\$0.00	\$261,587.10	\$24,671.20	\$24,671.20	\$0.00
2700	VESTUARIO, BLANCOS, PRENDAS DE PROTECCIÓN Y	\$31,144.00	\$0.00	\$31,144.00	\$0.00	\$31,144.00	\$0.00	\$0.00	\$31,144.00	\$0.00	\$0.00	\$0.00
2710	Vestuario y uniformes	\$25,424.00	\$0.00	\$25,424.00	\$0.00	\$25,424.00	\$0.00	\$0.00	\$31,144.00	\$0.00	\$0.00	\$0.00
2711	Vestuarios y uniformes	\$25,424.00	\$0.00	\$25,424.00	\$0.00	\$25,424.00	\$0.00	\$0.00	\$25,424.00	\$0.00	\$0.00	\$0.00
2730	Artículos deportivos	\$5,720.00	\$0.00	\$5,720.00	\$0.00	\$5,720.00	\$0.00	\$0.00	\$25,424.00	\$0.00	\$0.00	\$0.00
2731	Artículos deportivos	\$5,720.00	\$0.00	\$5,720.00	\$0.00	\$5,720.00	\$0.00	\$0.00	\$5,720.00	\$0.00	\$0.00	\$0.00
2900	HERRAMIENTAS, REFACCIONES Y ACCESORIOS MEN	\$79,231.00	\$0.00	\$79,231.00	\$4,517.00	\$29,686.67	\$4,517.00	\$0.00	\$5,720.00	\$0.00	\$0.00	\$0.00
2910	Herramientas menores	\$14,614.00	\$0.00	\$14,614.00	\$1,018.00	\$6,590.17	\$1,018.00	\$0.00	\$74,714.00	\$4,517.00	\$4,517.00	\$0.00
2911	Herramientas menores	\$14,614.00	\$0.00	\$14,614.00	\$1,018.00	\$6,590.17	\$1,018.00	\$0.00	\$13,596.00	\$1,018.00	\$1,018.00	\$0.00
2940	Refacciones y accesorios menores de equipo de cómput	\$2,400.00	\$0.00	\$2,400.00	\$0.00	\$2,400.00	\$0.00	\$0.00	\$13,596.00	\$1,018.00	\$1,018.00	\$0.00
2941	Refacciones y accesorios menores para equipo de cómput	\$2,400.00	\$0.00	\$2,400.00	\$0.00	\$2,400.00	\$0.00	\$0.00	\$2,400.00	\$0.00	\$0.00	\$0.00
2960	Refacciones y accesorios menores de equipo de transpor	\$62,217.00	\$0.00	\$62,217.00	\$3,499.00	\$20,696.50	\$3,499.00	\$0.00	\$2,400.00	\$0.00	\$0.00	\$0.00
2961	Refacciones y accesorios menores de equipo de transpor	\$62,217.00	\$0.00	\$62,217.00	\$3,499.00	\$20,696.50	\$3,499.00	\$0.00	\$58,718.00	\$3,499.00	\$3,499.00	\$0.00
3000	SERVICIOS GENERALES	\$2,969,127.01	\$2,879,077.36	\$5,848,204.37	\$210,971.03	\$1,804,215.25	\$210,971.03	\$0.00	\$5,637,233.34	\$210,971.03	\$210,971.03	\$0.00
3100	SERVICIOS BÁSICOS	\$491,280.00	\$0.00	\$491,280.00	\$33,539.93	\$303,424.36	\$33,539.93	\$0.00	\$457,740.07	\$33,539.93	\$33,539.93	\$0.00
3110	Energía eléctrica	\$228,000.00	\$0.00	\$228,000.00	\$13,289.00	\$167,370.00	\$13,289.00	\$0.00	\$214,711.00	\$13,289.00	\$13,289.00	\$0.00
3111	Energía eléctrica	\$228,000.00	\$0.00	\$228,000.00	\$13,289.00	\$167,370.00	\$13,289.00	\$0.00	\$214,711.00	\$13,289.00	\$13,289.00	\$0.00
3120	Gas	\$1,000.00	\$0.00	\$1,000.00	\$0.00	\$1,000.00	\$0.00	\$0.00	\$1,000.00	\$0.00	\$0.00	\$0.00
3121	GAS	\$1,000.00	\$0.00	\$1,000.00	\$0.00	\$1,000.00	\$0.00	\$0.00	\$1,000.00	\$0.00	\$0.00	\$0.00
3130	Agua	\$1,800.00	\$0.00	\$1,800.00	\$0.00	\$1,200.00	\$0.00	\$0.00	\$1,800.00	\$0.00	\$0.00	\$0.00
3131	Agua	\$1,800.00	\$0.00	\$1,800.00	\$0.00	\$1,200.00	\$0.00	\$0.00	\$1,800.00	\$0.00	\$0.00	\$0.00
3140	Telefonía Tradicional	\$12,000.00	\$0.00	\$12,000.00	\$0.00	\$7,636.00	\$0.00	\$0.00	\$12,000.00	\$0.00	\$0.00	\$0.00
3141	Telefonía tradicional	\$12,000.00	\$0.00	\$12,000.00	\$0.00	\$7,636.00	\$0.00	\$0.00	\$12,000.00	\$0.00	\$0.00	\$0.00
3170	Servicios de acceso a Internet, redes y procesamiento de	\$245,000.00	\$0.00	\$245,000.00	\$20,000.00	\$125,000.00	\$20,000.00	\$0.00	\$225,000.00	\$20,000.00	\$20,000.00	\$0.00
3171	Servicio de internet y redes	\$245,000.00	\$0.00	\$245,000.00	\$20,000.00	\$125,000.00	\$20,000.00	\$0.00	\$225,000.00	\$20,000.00	\$20,000.00	\$0.00
3180	Servicios postales y telegráficos	\$3,480.00	\$0.00	\$3,480.00	\$250.93	\$1,218.36	\$250.93	\$0.00	\$3,229.07	\$250.93	\$250.93	\$0.00
3181	Servicios postales y telegráficos	\$3,480.00	\$0.00	\$3,480.00	\$250.93	\$1,218.36	\$250.93	\$0.00	\$3,229.07	\$250.93	\$250.93	\$0.00
3200	SERVICIOS DE ARRENDAMIENTO	\$27,400.00	\$13,702.30	\$41,102.30	\$20,552.30	\$1,700.00	\$20,552.30	\$0.00	\$20,550.00	\$20,552.30	\$20,552.30	\$0.00
3270	Arrendamiento de activos intangibles	\$15,000.00	\$1,246.40	\$16,246.40	\$2,946.40	\$1,700.00	\$2,946.40	\$0.00	\$13,300.00	\$2,946.40	\$2,946.40	\$0.00
3271	Arrendamiento de activos intangibles	\$15,000.00	\$1,246.40	\$16,246.40	\$2,946.40	\$1,700.00	\$2,946.40	\$0.00	\$13,300.00	\$2,946.40	\$2,946.40	\$0.00
3290	Otros arrendamientos	\$12,400.00	\$12,456.90	\$24,856.90	\$17,605.90	\$0.00	\$17,605.90	\$0.00	\$7,250.00	\$17,605.90	\$17,605.90	\$0.00

INSTITUTO TECNOLOGICO SUPERIOR DE TLATLAUQUITEPEC PUEBLA

Estado del Ejercicio del Presupuesto por Capitulo del Gasto Al 30/jun/2019

Objeto del Gasto		Aprobado	Ampliaciones / (Reducciones) Al 30/jun/2019	Presupuesto Vigente Al 30/jun/2019	Comprometido	Presupuesto Disponibles para Comprometer	Devengado	Comprometido No Devengado	Presupuesto Sin Devengar	Ejercido	Pagado	Cuentas por Pagar Deuda
3291	Otros arrendamientos	\$12,400.00	\$12,455.90	\$24,855.90	\$17,805.90	\$0.00	\$17,805.90	\$0.00	\$7,250.00	\$17,805.90	\$17,805.90	\$0.00
3300	SERVICIOS PROFESIONALES, CIENTÍFICOS, TÉCNICO	\$1,313,350.01	-\$21,822.30	\$1,291,527.71	\$71,931.71	\$849,166.01	\$71,931.71	\$0.00	\$1,219,596.00	\$71,931.71	\$71,931.71	\$0.00
3310	Servicios legales, de contabilidad, auditoría y relacionado	\$405,821.20	\$0.00	\$405,821.20	\$16,666.67	\$355,338.63	\$16,666.67	\$0.00	\$389,154.53	\$16,666.67	\$16,666.67	\$0.00
3311	Servicios legales, de contabilidad, auditoría y relacionado	\$405,821.20	\$0.00	\$405,821.20	\$16,666.67	\$355,338.63	\$16,666.67	\$0.00	\$389,154.53	\$16,666.67	\$16,666.67	\$0.00
3330	Servicios de consultoría administrativa, procesos, técnica	\$68,606.81	-\$21,822.30	\$46,784.51	\$0.00	\$37,284.50	\$0.00	\$0.00	\$48,784.51	\$0.00	\$0.00	\$0.00
3331	Servicios de consultoría administrativa y científica	\$68,606.81	-\$21,822.30	\$46,784.51	\$0.00	\$37,284.50	\$0.00	\$0.00	\$48,784.51	\$0.00	\$0.00	\$0.00
3340	Servicios de capacitación	\$251,692.00	\$0.00	\$251,692.00	\$16,610.00	\$173,890.00	\$16,610.00	\$0.00	\$235,082.00	\$16,610.00	\$16,610.00	\$0.00
3341	Servicios de capacitación	\$251,692.00	\$0.00	\$251,692.00	\$16,610.00	\$173,890.00	\$16,610.00	\$0.00	\$235,082.00	\$16,610.00	\$16,610.00	\$0.00
3360	Servicios de apoyo administrativo, traducción, fotocopiado	\$15,630.00	\$0.00	\$15,630.00	\$0.00	\$15,630.00	\$0.00	\$0.00	\$15,630.00	\$0.00	\$0.00	\$0.00
3361	Servicios de apoyo administrativo y secretarial	\$15,630.00	\$0.00	\$15,630.00	\$0.00	\$15,630.00	\$0.00	\$0.00	\$15,630.00	\$0.00	\$0.00	\$0.00
3380	Servicios de vigilancia	\$442,000.00	\$0.00	\$442,000.00	\$36,400.00	\$241,280.00	\$36,400.00	\$0.00	\$405,600.00	\$36,400.00	\$36,400.00	\$0.00
3381	Servicios de vigilancia	\$442,000.00	\$0.00	\$442,000.00	\$36,400.00	\$241,280.00	\$36,400.00	\$0.00	\$405,600.00	\$36,400.00	\$36,400.00	\$0.00
3390	Servicios profesionales, científicos y técnicos integrales	\$129,600.00	\$0.00	\$129,600.00	\$2,255.04	\$25,742.88	\$2,255.04	\$0.00	\$127,344.96	\$2,255.04	\$2,255.04	\$0.00
3391	Servicios profesionales, científicos y técnicos integrales	\$129,600.00	\$0.00	\$129,600.00	\$2,255.04	\$25,742.88	\$2,255.04	\$0.00	\$127,344.96	\$2,255.04	\$2,255.04	\$0.00
3400	SERVICIOS FINANCIEROS, BANCARIOS Y COMERCIAL	\$62,420.00	\$6,000.00	\$68,420.00	\$2,196.92	\$44,147.19	\$2,196.92	\$0.00	\$66,223.08	\$2,196.92	\$2,196.92	\$0.00
3410	Servicios financieros y bancarios	\$12,000.00	\$6,000.00	\$18,000.00	\$2,196.92	\$3,066.62	\$2,196.92	\$0.00	\$15,803.08	\$2,196.92	\$2,196.92	\$0.00
3411	Servicios financieros y bancarios	\$12,000.00	\$6,000.00	\$18,000.00	\$2,196.92	\$3,066.62	\$2,196.92	\$0.00	\$15,803.08	\$2,196.92	\$2,196.92	\$0.00
3450	Seguro de bienes patrimoniales	\$50,420.00	\$0.00	\$50,420.00	\$0.00	\$41,080.57	\$0.00	\$0.00	\$50,420.00	\$0.00	\$0.00	\$0.00
3451	Seguro de bienes patrimoniales	\$50,420.00	\$0.00	\$50,420.00	\$0.00	\$41,080.57	\$0.00	\$0.00	\$50,420.00	\$0.00	\$0.00	\$0.00
3500	SERVICIOS DE INSTALACIÓN, REPARACIÓN, MANTEN	\$15,000.00	\$2,887,197.36	\$2,902,197.36	\$8,120.00	\$13,840.00	\$8,120.00	\$0.00	\$2,894,077.36	\$8,120.00	\$8,120.00	\$0.00
3510	Conservación y mantenimiento menor de inmuebles	\$0.00	\$2,887,197.36	\$2,887,197.36	\$8,120.00	\$0.00	\$8,120.00	\$0.00	\$2,879,077.36	\$8,120.00	\$8,120.00	\$0.00
3511	Conservación y mantenimiento menor de inmuebles	\$0.00	\$2,887,197.36	\$2,887,197.36	\$8,120.00	\$0.00	\$8,120.00	\$0.00	\$2,879,077.36	\$8,120.00	\$8,120.00	\$0.00
3530	Instalación, reparación y mantenimiento de equipo de cómputo	\$5,000.00	\$0.00	\$5,000.00	\$0.00	\$3,840.00	\$0.00	\$0.00	\$5,000.00	\$0.00	\$0.00	\$0.00
3531	Instalación, reparación y mantenimiento de equipo de cómputo	\$5,000.00	\$0.00	\$5,000.00	\$0.00	\$3,840.00	\$0.00	\$0.00	\$5,000.00	\$0.00	\$0.00	\$0.00
3540	Instalación, reparación y mantenimiento de equipo e instrumentos	\$10,000.00	\$0.00	\$10,000.00	\$0.00	\$10,000.00	\$0.00	\$0.00	\$10,000.00	\$0.00	\$0.00	\$0.00
3541	Instalación, reparación y mantenimiento de equipo e instrumentos	\$10,000.00	\$0.00	\$10,000.00	\$0.00	\$10,000.00	\$0.00	\$0.00	\$10,000.00	\$0.00	\$0.00	\$0.00
3600	SERVICIOS DE COMUNICACIÓN SOCIAL Y PUBLICIDAD	\$145,114.00	\$0.00	\$145,114.00	\$24,812.34	\$56,453.86	\$24,812.34	\$0.00	\$120,301.66	\$24,812.34	\$24,812.34	\$0.00
3620	Difusión por radio, televisión y otros medios de mensajes	\$145,114.00	\$0.00	\$145,114.00	\$24,812.34	\$56,453.86	\$24,812.34	\$0.00	\$120,301.66	\$24,812.34	\$24,812.34	\$0.00
3621	Servicios de difusión para la comercialización de bienes y servicios	\$145,114.00	\$0.00	\$145,114.00	\$24,812.34	\$56,453.86	\$24,812.34	\$0.00	\$120,301.66	\$24,812.34	\$24,812.34	\$0.00
3700	Servicios de traslados y viáticos	\$301,555.50	-\$6,000.00	\$295,555.50	\$12,869.61	\$216,538.59	\$12,869.61	\$0.00	\$282,685.89	\$12,869.61	\$12,869.61	\$0.00
3710	Pasajes aéreos	\$43,488.00	-\$6,000.00	\$37,488.00	\$0.00	\$37,488.00	\$0.00	\$0.00	\$37,488.00	\$0.00	\$0.00	\$0.00
3711	Pasajes aéreos nacionales	\$43,488.00	-\$6,000.00	\$37,488.00	\$0.00	\$37,488.00	\$0.00	\$0.00	\$37,488.00	\$0.00	\$0.00	\$0.00
3720	Pasajes terrestres	\$79,989.00	\$0.00	\$79,989.00	\$240.00	\$71,467.00	\$240.00	\$0.00	\$79,749.00	\$240.00	\$240.00	\$0.00
3721	Pasajes terrestres nacionales	\$79,989.00	\$0.00	\$79,989.00	\$240.00	\$71,467.00	\$240.00	\$0.00	\$79,749.00	\$240.00	\$240.00	\$0.00
3750	Viáticos en el país	\$178,078.50	\$0.00	\$178,078.50	\$12,629.61	\$107,583.59	\$12,629.61	\$0.00	\$165,448.89	\$12,629.61	\$12,629.61	\$0.00

INSTITUTO TECNOLOGICO SUPERIOR DE TLATLAUQUITEPEC
 PUEBLA

Estado del Ejercicio del Presupuesto por Capitulo del Gasto Al 30/jun/2019

Objeto del Gasto	Aprobado	Ampliaciones / (Reducciones) Al 30/jun/2019	Presupuesto Vigente Al 30/jun/2019	Comprometido	Presupuesto Disponibile para Comprometer	Devengado	Comprometido No Devengado	Presupuesto Sin Devengar	Ejercido	Pagado	Cuentas por Pagar Deuda
3751 Viáticos en el país	\$178,078.50	\$0.00	\$178,078.50	\$12,629.61	\$107,583.59	\$12,629.61	\$0.00	\$165,448.89	\$12,629.61	\$12,629.61	\$0.00
3800 SERVICIOS ORCIALES	\$20,000.00	\$0.00	\$20,000.00	\$580.00	\$15,218.89	\$580.00	\$0.00	\$19,420.00	\$580.00	\$580.00	\$0.00
3820 Gastos de orden social y cultural	\$20,000.00	\$0.00	\$20,000.00	\$580.00	\$15,218.89	\$580.00	\$0.00	\$19,420.00	\$580.00	\$580.00	\$0.00
3821 Gastos de orden social y cultural	\$20,000.00	\$0.00	\$20,000.00	\$580.00	\$15,218.89	\$580.00	\$0.00	\$19,420.00	\$580.00	\$580.00	\$0.00
3900 OTROS SERVICIOS GENERALES	\$593,007.50	\$0.00	\$593,007.50	\$36,368.22	\$303,726.35	\$36,368.22	\$0.00	\$556,639.28	\$36,368.22	\$36,368.22	\$0.00
3920 Impuestos y derechos	\$237,126.50	\$0.00	\$237,126.50	\$9,018.00	\$85,407.01	\$9,018.00	\$0.00	\$228,108.50	\$9,018.00	\$9,018.00	\$0.00
3921 Impuestos y derechos	\$237,126.50	\$0.00	\$237,126.50	\$9,018.00	\$85,407.01	\$9,018.00	\$0.00	\$228,108.50	\$9,018.00	\$9,018.00	\$0.00
3980 Impuesto sobre nóminas y otros que se deriven de una re	\$355,881.00	\$0.00	\$355,881.00	\$27,350.22	\$238,319.34	\$27,350.22	\$0.00	\$328,530.78	\$27,350.22	\$27,350.22	\$0.00
3981 Impuesto sobre nóminas (2%)	\$355,881.00	\$0.00	\$355,881.00	\$27,350.22	\$238,319.34	\$27,350.22	\$0.00	\$328,530.78	\$27,350.22	\$27,350.22	\$0.00
5000 BIENES MUEBLES, INMUEBLES E INTANGIBLE:	\$232,561.25	\$0.00	\$232,561.25	\$0.00	\$232,561.25	\$0.00	\$0.00	\$232,561.25	\$0.00	\$0.00	\$0.00
5100 MOBILIARIO Y EQUIPO DE ADMINISTRACIÓN	\$191,330.80	\$0.00	\$191,330.80	\$0.00	\$191,330.80	\$0.00	\$0.00	\$191,330.80	\$0.00	\$0.00	\$0.00
5110 Muebles de oficina y estantería	\$191,330.80	\$0.00	\$191,330.80	\$0.00	\$191,330.80	\$0.00	\$0.00	\$191,330.80	\$0.00	\$0.00	\$0.00
5111 Muebles de oficina	\$191,330.80	\$0.00	\$191,330.80	\$0.00	\$191,330.80	\$0.00	\$0.00	\$191,330.80	\$0.00	\$0.00	\$0.00
5200 MOBILIARIO Y EQUIPO EDUCACIONAL Y RECREATIVO	\$41,230.45	\$0.00	\$41,230.45	\$0.00	\$41,230.45	\$0.00	\$0.00	\$41,230.45	\$0.00	\$0.00	\$0.00
5210 Equipos y aparatos audiovisuales	\$41,230.45	\$0.00	\$41,230.45	\$0.00	\$41,230.45	\$0.00	\$0.00	\$41,230.45	\$0.00	\$0.00	\$0.00
5211 Equipos y aparatos de proyección de imágenes, audio y v	\$41,230.45	\$0.00	\$41,230.45	\$0.00	\$41,230.45	\$0.00	\$0.00	\$41,230.45	\$0.00	\$0.00	\$0.00
9000 DEUDA PÚBLICA	\$618,695.84	\$0.00	\$618,695.84	\$0.00	-\$0.03	\$0.00	\$0.00	\$618,695.84	\$0.00	\$0.00	\$0.00
9900 ADEUDOS DE EJERCICIOS FISCALES ANTERIORES (A	\$618,695.84	\$0.00	\$618,695.84	\$0.00	-\$0.03	\$0.00	\$0.00	\$618,695.84	\$0.00	\$0.00	\$0.00
9910 ADEFAS	\$618,695.84	\$0.00	\$618,695.84	\$0.00	-\$0.03	\$0.00	\$0.00	\$618,695.84	\$0.00	\$0.00	\$0.00
9911 ADEFAS de Capitulo 1000	\$550,272.07	\$0.00	\$550,272.07	\$0.00	-\$0.03	\$0.00	\$0.00	\$550,272.07	\$0.00	\$0.00	\$0.00
9912 ADEFAS de Capitulo 2000	\$56,599.77	\$0.00	\$56,599.77	\$0.00	\$0.00	\$0.00	\$0.00	\$56,599.77	\$0.00	\$0.00	\$0.00
9913 ADEFAS de Capitulo 3000	\$11,824.00	\$0.00	\$11,824.00	\$0.00	\$0.00	\$0.00	\$0.00	\$11,824.00	\$0.00	\$0.00	\$0.00
Total	\$22,747,971.52	\$2,951,191.22	\$25,699,162.74	\$1,787,780.75	\$12,896,980.38	\$1,787,780.75	\$0.00	\$20,911,381.99	\$1,787,780.75	\$1,787,780.75	\$0.00



Usr: supervisor
Rep: rptEstadoPresupuestoEgresos

INSTITUTO TECNOLOGICO SUPERIOR DE TLATLAUQUITEPEC
PUEBLA

Estado del Ejercicio del Presupuesto por Capitulo del Gasto Al 30/jun/2019

Objeto del Gasto	Ampliaciones / (Reducciones) Al Aprobado 30/jun/2019	Presupuesto Vigente Al 30/jun/2019	Comprometido	Presupuesto Disponble para Comprometer	Devengado	Comprometido No Devengado	Presupuesto Sin Devengar	Ejercido	Pagado	Cuentas por Pagar Deuda
------------------	--	--	--------------	--	-----------	------------------------------	-----------------------------	----------	--------	----------------------------



 DR. SERGIO LOPEZ MORENO
 DIRECTOR GENERAL



 C.P. JULIO CESAR ELENO MARCELO
 JEFE DE RECURSOS FINANCIEROS



 M.A. CLEOFE BERTHA SALGADO GUZMAN
 ENCARGADA DE LA SUBDIRECCIÓN DE SERVICIOS
 ADMINISTRATIVOS



INSTITUTO TECNOLÓGICO SUPERIOR DE TLATLAUQUITEPEC PUEBLA

Balanza de Comprobación del 01/jun/2019 al 30/jun/2019

Cuentas de Mayor con saldo y/o movimientos. (De la cuenta: 1000 a la 9000)

Usr: supervisor
Rep: rptBalanzaComprobacion

Nat.	Cuenta	Nombre de la cuenta	SALDO ANTERIOR		MOVIMIENTOS		SALDO ACTUAL	
			DEUDOR	ACREEDOR	DEUDOR	ACREEDOR	DEUDOR	ACREEDOR
D	1000	ACTIVO	\$11,600,217.87	\$0.00	\$3,058,829.76	\$3,366,541.39	\$11,292,506.24	\$0.00
D	1100	ACTIVO CIRCULANTE	\$5,156,115.15	\$0.00	\$3,058,829.76	\$3,259,189.87	\$4,956,755.04	\$0.00
D	1110	EFFECTIVO Y EQUIVALENTES	\$5,149,406.63	\$0.00	\$1,508,103.91	\$1,708,192.04	\$4,949,318.50	\$0.00
D	1111	EFFECTIVO	\$5,000.00	\$0.00	\$0.00	\$0.00	\$5,000.00	\$0.00
D	1112	BANCOS/TESORERÍA	\$5,144,406.63	\$0.00	\$1,508,103.91	\$1,708,192.04	\$4,944,318.50	\$0.00
D	1112-01	BBV BANCOMER BANCOMER FEDERAL	\$1,413,231.79	\$0.00	\$711,112.00	\$1,088,363.64	\$1,035,980.15	\$0.00
D	1112-02	BBVA BANCOMER ESTATAL	\$3,528,788.77	\$0.00	\$712,691.91	\$533,825.54	\$3,707,655.14	\$0.00
D	1112-03	BBVA BANCOMER INGRESOS PROPIOS	\$202,386.07	\$0.00	\$84,300.00	\$86,002.86	\$200,683.21	\$0.00
D	1120	DERECHOS A RECIBIR EFFECTIVO O EQUIVALENTES	\$6,708.52	\$0.00	\$1,550,725.85	\$1,550,997.83	\$6,436.54	\$0.00
D	1122	CUENTAS POR COBRAR A CORTO PLAZO	\$0.00	\$0.00	\$1,535,222.25	\$1,535,222.25	\$0.00	\$0.00
D	1123	DEUDORES DIVERSOS POR COBRAR A CORTO PLAZO	\$5,274.00	\$0.00	\$33,728.00	\$34,000.00	\$5,002.00	\$0.00
D	1123-1	GASTOS A COMPROBAR Y PENDIENTES DE APLICAR	\$5,274.00	\$0.00	\$33,728.00	\$34,000.00	\$5,002.00	\$0.00
D	1123-1-01	"A"	\$0.00	\$0.00	\$1,340.00	\$1,340.00	\$0.00	\$0.00
D	1123-1-02	"B"	\$274.00	\$0.00	\$1,150.00	\$1,424.00	\$0.00	\$0.00
D	1123-1-03	"C"	\$0.00	\$0.00	\$22,902.00	\$22,900.00	\$2.00	\$0.00
D	1123-1-06	"F"	\$0.00	\$0.00	\$0.00	\$0.00	\$0.00	\$0.00
D	1123-1-07	"G"	\$0.00	\$0.00	\$0.00	\$0.00	\$0.00	\$0.00
D	1123-1-08	"H"	\$5,000.00	\$0.00	\$0.00	\$5,000.00	\$0.00	\$0.00
D	1123-1-12	"L"	\$0.00	\$0.00	\$3,336.00	\$3,336.00	\$0.00	\$0.00
D	1123-1-13	"M"	\$0.00	\$0.00	\$0.00	\$0.00	\$0.00	\$0.00
D	1123-1-16	"P"	\$0.00	\$0.00	\$0.00	\$0.00	\$0.00	\$0.00
D	1123-1-17	"Q"	\$0.00	\$0.00	\$0.00	\$0.00	\$0.00	\$0.00
D	1123-1-18	"R"	\$0.00	\$0.00	\$0.00	\$0.00	\$0.00	\$0.00
D	1123-1-19	"S"	\$0.00	\$0.00	\$0.00	\$0.00	\$0.00	\$0.00
D	1123-1-20	"T"	\$0.00	\$0.00	\$0.00	\$0.00	\$0.00	\$0.00
D	1124	INGRESOS POR RECUPERAR A CORTO PLAZO	\$0.00	\$0.00	\$5,000.00	\$0.00	\$5,000.00	\$0.00
D	1126	SUBSIDIO AL EMPLEO	\$1,434.52	\$0.00	-\$19,814.42	-\$19,814.42	\$0.00	\$0.00
D	1126-1	SUBSIDIO AL EMPLEO	\$1,434.52	\$0.00	\$1,590.02	\$1,590.00	\$1,434.54	\$0.00
D	1126-1-01	SUBSIDIO AL EMPLEO	\$1,434.52	\$0.00	\$1,590.02	\$1,590.00	\$1,434.54	\$0.00
D	1200	ACTIVO NO CIRCULANTE	\$6,444,102.72	\$0.00	\$1,590.02	\$1,590.00	\$1,434.54	\$0.00
D	1240	BIENES MUEBLES	\$6,965,162.29	\$0.00	\$0.00	\$107,351.52	\$6,336,751.20	\$0.00
D	1241	MOBILIARIO Y EQUIPO DE ADMINISTRACIÓN	\$2,190,909.44	\$0.00	\$0.00	\$0.00	\$6,965,162.29	\$0.00
D	1241-1	Muebles de Oficina y Estantería	\$62,689.77	\$0.00	\$0.00	\$0.00	\$2,190,909.44	\$0.00
D	1241-3	Equipo de Cómputo y de Tecnologías de la Información	\$2,128,219.67	\$0.00	\$0.00	\$0.00	\$62,689.77	\$0.00
D	1242	MOBILIARIO Y EQUIPO EDUCACIONAL Y RECREATIVO	\$63,947.36	\$0.00	\$0.00	\$0.00	\$2,128,219.67	\$0.00
D	1242-1	Equipos y Aparatos Audiovisuales	\$11,948.00	\$0.00	\$0.00	\$0.00	\$63,947.36	\$0.00
D	1242-2	Aparatos Deportivos	\$27,000.16	\$0.00	\$0.00	\$0.00	\$11,948.00	\$0.00
D	1242-3	Cámaras Fotográficas y de Video	\$3,806.00	\$0.00	\$0.00	\$0.00	\$27,000.16	\$0.00
D	1242-9	Otro Mobiliario y Equipo Educativo y Recreativo	\$21,193.20	\$0.00	\$0.00	\$0.00	\$3,806.00	\$0.00
D	1243	EQUIPO E INSTRUMENTAL MÉDICO Y DE LABORATORIO	\$613,215.85	\$0.00	\$0.00	\$0.00	\$21,193.20	\$0.00
D	1243-1	Equipo Médico y de Laboratorio	\$509,170.85	\$0.00	\$0.00	\$0.00	\$613,215.85	\$0.00
D	1243-2	Instrumental Médico y de Laboratorio	\$104,045.00	\$0.00	\$0.00	\$0.00	\$509,170.85	\$0.00
D	1244	VEHÍCULOS Y EQUIPO DE TRANSPORTE	\$1,620,722.64	\$0.00	\$0.00	\$0.00	\$104,045.00	\$0.00
D	1244-1	vehículos y equipo terrestre	\$1,393,722.63	\$0.00	\$0.00	\$0.00	\$1,620,722.64	\$0.00
D	1244-9	Otros Equipos de Transporte	\$227,000.01	\$0.00	\$0.00	\$0.00	\$1,393,722.63	\$0.00
D	1246	MAQUINARIA, OTROS EQUIPOS Y HERRAMIENTAS	\$2,476,367.00	\$0.00	\$0.00	\$0.00	\$227,000.01	\$0.00
D	1246-1	Maquinaria y Equipo Agropecuario	\$2,443,752.00	\$0.00	\$0.00	\$0.00	\$2,476,367.00	\$0.00
D	1246-2	Maquinaria y Equipo Industrial	\$15,200.00	\$0.00	\$0.00	\$0.00	\$2,443,752.00	\$0.00
D	1246-7	Herramientas y Máquinas-Herramienta	\$17,415.00	\$0.00	\$0.00	\$0.00	\$15,200.00	\$0.00
					\$0.00	\$0.00	\$17,415.00	\$0.00

0000



INSTITUTO TECNOLOGICO SUPERIOR DE TLATLAUQUITEPEC PUEBLA

Balanza de Comprobación del 01/jun/2019 al 30/jun/2019
Cuentas de Mayor con saldo y/o movimientos. (De la cuenta: 1000 a la 9000)

Usu: supervisor
Rep: rptBalanzaComprobacion

Nat.	Cuenta	Nombre de la cuenta	SALDO ANTERIOR		MOVIMIENTOS		SALDO ACTUAL	
			DEUDOR	ACREEDOR	DEUDOR	ACREEDOR	DEUDOR	ACREEDOR
D	1250	ACTIVOS INTANGIBLES						
D	1251	SOFTWARE	\$15,000.00	\$0.00	\$0.00	\$0.00	\$15,000.00	\$0.00
A	1260	DEPRECIACIÓN, DETERIORO Y AMORTIZACIÓN ACUMULADA DE BIENES	\$0.00	\$536,059.57	\$0.00	\$107,351.52	\$0.00	\$643,411.09
A	1263	DEPRECIACIÓN ACUMULADA DE BIENES MUEBLES						
A	1263-1	Depreciación Acumulada de Mobiliario y Equipo de Administración.	\$0.00	\$529,809.57	\$0.00	\$106,101.52	\$0.00	\$635,911.09
A	1263-2	Depreciación Acumulada de Mobiliario y Equipo Educativo y Recreativo.	\$0.00	\$246,528.00	\$0.00	\$49,445.22	\$0.00	\$295,973.22
A	1263-3	Depreciación Acumulada de Instrumental Médico y de Laboratorio.	\$0.00	\$6,204.16	\$0.00	\$1,240.83	\$0.00	\$7,444.99
A	1263-4	Depreciación Acumulada de Equipo de Transporte.	\$0.00	\$43,356.06	\$0.00	\$8,671.20	\$0.00	\$52,027.26
A	1263-6	Depreciación Acumulada de Maquinaria, otros Equipos y Herramientas.	\$0.00	\$135,060.22	\$0.00	\$27,012.04	\$0.00	\$162,072.26
A	1265	AMORTIZACIÓN ACUMULADA DE ACTIVOS INTANGIBLES						
A	1265-1	Amortización Acumulada de Software.	\$0.00	\$6,250.00	\$0.00	\$1,250.00	\$0.00	\$7,500.00
A	2000	PASIVO	\$0.00	\$6,250.00	\$0.00	\$1,250.00	\$0.00	\$7,500.00
A	2100	PASIVO CIRCULANTE	\$0.00	\$2,096,396.58	\$1,954,020.99	\$2,026,033.80	\$0.00	\$2,168,409.39
A	2110	CUENTAS POR PAGAR A CORTO PLAZO	\$0.00	\$2,096,396.58	\$1,954,020.99	\$2,026,033.80	\$0.00	\$2,168,409.39
A	2111	SERVICIOS PERSONALES POR PAGAR A CORTO PLAZO	\$0.00	\$2,096,396.58	\$1,954,020.99	\$2,026,033.80	\$0.00	\$2,168,409.39
A	2111-1	Remuneración por pagar al Personal de carácter permanente a CP	\$0.00	\$2,005,143.65	\$1,520,235.49	\$1,589,999.81	\$0.00	\$2,054,907.97
A	2111-3	Remuneraciones Adicionales y Especiales por Pagar a CP	\$0.00	\$0.00	\$883,747.81	\$883,747.81	\$0.00	\$0.00
A	2111-4	Seguridad Social y Seguros por pagar a CP	\$0.00	\$0.00	\$93,648.16	\$93,648.16	\$0.00	\$0.00
A	2111-5	Otras prestaciones sociales y económicas por pagar a CP	\$0.00	\$1,999,094.48	\$339,846.27	\$395,659.76	\$0.00	\$2,054,907.97
A	2111-5-01	Otras prestaciones sociales y económicas por pagar a C.P.	\$0.00	\$6,049.17	\$202,993.25	\$196,944.08	\$0.00	\$0.00
A	2111-5-01-004	Pensión alimenticia	\$0.00	\$6,049.17	\$6,049.17	\$0.00	\$0.00	\$0.00
A	2111-6	Estímulos a servidores públicos por pagar a CP	\$0.00	\$6,049.17	\$6,049.17	\$0.00	\$0.00	\$0.00
A	2112	PROVEEDORES POR PAGAR A CORTO PLAZO	\$0.00	\$0.00	\$0.00	\$0.00	\$0.00	\$0.00
A	2112-1	Deudas por Adquisición de Bienes y Contratación de Servicios por Pagar a CP	\$0.00	\$0.00	\$302,558.28	\$302,558.28	\$0.00	\$0.00
A	2112-2	Deudas por Adquisición de Bienes Inmuebles, Muebles e Intangibles por Pagar a CP	\$0.00	\$0.00	\$302,558.28	\$302,558.28	\$0.00	\$0.00
A	2117	RETENCIONES Y CONTRIBUCIONES POR PAGAR A CORTO PLAZO	\$0.00	\$91,252.93	\$131,227.22	\$153,475.71	\$0.00	\$113,501.42
A	2117-1	RETENCIONES	\$0.00	\$91,252.93	\$103,877.00	\$126,125.49	\$0.00	\$113,501.42
A	2117-5	Impuestos sobre nómina y otros que se deriven de una relación laboral por Pagar a Corto Plazo	\$0.00	\$0.00	\$27,350.22	\$27,350.22	\$0.00	\$0.00
A	3000	HACIENDA PÚBLICA/ PATRIMONIO						
A	3200	HACIENDA PÚBLICA /PATRIMONIO GENERADO	\$0.00	\$11,212,520.24	\$0.00	\$0.00	\$0.00	\$11,212,520.24
A	3210	RESULTADOS DEL EJERCICIO (AHORRO/ DESAHORRO)	\$0.00	\$11,212,520.24	\$0.00	\$0.00	\$0.00	\$11,212,520.24
A	3220	RESULTADOS DE EJERCICIOS ANTERIORES	\$0.00	\$0.00	\$0.00	\$0.00	\$0.00	\$0.00
A	4000	INGRESOS Y OTROS BENEFICIOS	\$0.00	\$11,212,520.24	\$0.00	\$0.00	\$0.00	\$11,212,520.24
A	4100	INGRESOS DE GESTIÓN	\$0.00	\$9,223,066.36	\$19,814.42	\$1,535,222.25	\$0.00	\$10,738,474.19
A	4170	INGRESOS POR VENTA DE BIENES Y PRESTACIÓN DE SERVICIOS	\$0.00	\$72,481.20	\$0.00	\$27,900.00	\$0.00	\$100,381.20
A	4173	INGRESOS POR VENTA DE BIENES Y PRESTACIÓN DE SERVICIOS DE ENTIDADES PARAESTATALES Y FIDEICOMISOS NO EMPRESARIALES Y NO FINANCIEROS	\$0.00	\$72,481.20	\$0.00	\$27,900.00	\$0.00	\$100,381.20
A	4173-2	Ingreso por venta de Servicios de organismos Descentralizados	\$0.00	\$72,481.20	\$0.00	\$27,900.00	\$0.00	\$100,381.20
A	4173-2-02	INGRESOS PROPIOS DL ITSTL	\$0.00	\$72,481.20	\$0.00	\$27,900.00	\$0.00	\$100,381.20

COT0



INSTITUTO TECNOLOGICO SUPERIOR DE TLATLAUQUITEPEC PUEBLA

Balanza de Comprobación del 01/jun/2019 al 30/jun/2019

Cuentas de Mayor con saldo y/o movimientos. (De la cuenta: 1000 a la 9000)

Usr: supervisor
Rep: rptBalanzaComprobacion

Nat.	Cuenta	Nombre de la cuenta	SALDO ANTERIOR		MOVIMIENTOS		SALDO ACTUAL	
			DEUDOR	ACREEDOR	DEUDOR	ACREEDOR	DEUDOR	ACREEDOR
A	4200	PARTICIPACIONES, APORTACIONES, CONVENIOS, INCENTIVOS DERIVADOS DE LA COLABORACIÓN FISCAL, FONDOS DISTINTOS DE APORTACIONES, TRANSFERENCIAS, ASIGNACIONES, SUBSIDIOS Y SUBVENCIONES, Y PENSIONES Y JUBILACIONES	\$0.00	\$9,130,770.74	\$0.00	\$1,477,342.00	\$0.00	\$10,608,112.74
A	4220	TRANSFERENCIAS, ASIGNACIONES, SUBSIDIOS Y SUBVENCIONES, Y PENSIONES Y JUBILACIONES	\$0.00	\$9,130,770.74	\$0.00	\$1,477,342.00	\$0.00	\$10,608,112.74
A	4223	SUBSIDIOS Y SUBVENCIONES	\$0.00	\$9,130,770.74	\$0.00	\$1,477,342.00	\$0.00	\$10,608,112.74
A	4223-01	SUBSIDIO FEDERAL	\$0.00	\$4,272,599.74	\$0.00	\$710,471.00	\$0.00	\$4,983,070.74
A	4223-02	SUBSIDIO ESTATAL	\$0.00	\$4,261,757.14	\$0.00	\$710,471.00	\$0.00	\$4,972,228.14
A	4223-04	SUBSIDIO ESTATAL POR CAPTACIÓN DE DERECHOS	\$0.00	\$596,413.86	\$0.00	\$56,400.00	\$0.00	\$652,813.86
A	4300	OTROS INGRESOS Y BENEFICIOS	\$0.00	\$19,814.42	\$19,814.42	\$29,980.25	\$0.00	\$29,980.25
A	4390	OTROS INGRESOS Y BENEFICIOS VARIOS	\$0.00	\$19,814.42	\$19,814.42	\$29,980.25	\$0.00	\$29,980.25
A	4399	OTROS INGRESOS Y BENEFICIOS VARIOS	\$0.00	\$19,814.42	\$19,814.42	\$29,980.25	\$0.00	\$29,980.25
A	4399-01	otros ingresos incidencias	\$0.00	\$19,814.42	\$19,814.42	\$29,980.25	\$0.00	\$29,980.25
D	5000	GASTOS Y OTRAS PÉRDIDAS	\$10,931,765.31	\$0.00	\$1,895,132.27	\$0.00	\$12,826,897.58	\$0.00
D	5100	GASTOS DE FUNCIONAMIENTO	\$10,395,705.74	\$0.00	\$1,787,780.75	\$0.00	\$12,183,486.49	\$0.00
D	5110	SERVICIOS PERSONALES	\$6,042,471.26	\$0.00	\$1,457,872.25	\$0.00	\$7,500,343.51	\$0.00
D	5111	REMUNERACIONES AL PERSONAL DE CARÁCTER PERMANENTE	\$3,675,065.89	\$0.00	\$883,747.81	\$0.00	\$4,558,813.70	\$0.00
D	5111-1	REMUNERACIONES AL PERSONAL	\$3,675,065.89	\$0.00	\$883,747.81	\$0.00	\$4,558,813.70	\$0.00
D	5113	REMUNERACIONES ADICIONALES Y ESPECIALES	\$404,232.48	\$0.00	\$93,648.16	\$0.00	\$497,880.64	\$0.00
D	5114	SEGURIDAD SOCIAL	\$1,452,752.81	\$0.00	\$283,532.20	\$0.00	\$1,736,285.01	\$0.00
D	5115	OTRAS PRESTACIONES SOCIALES Y ECONÓMICAS	\$503,278.24	\$0.00	\$196,944.08	\$0.00	\$700,222.32	\$0.00
D	5116	PAGO DE ESTÍMULOS A SERVIDORES PÚBLICOS	\$7,141.84	\$0.00	\$0.00	\$0.00	\$7,141.84	\$0.00
D	5120	MATERIALES Y SUMINISTROS	\$520,216.39	\$0.00	\$118,937.47	\$0.00	\$639,153.86	\$0.00
D	5121	MATERIALES DE ADMINISTRACIÓN, EMISIÓN DE DOCUMENTOS Y ARTÍCULOS OFICIALES	\$263,670.14	\$0.00	\$40,671.29	\$0.00	\$304,341.43	\$0.00
D	5122	ALIMENTOS Y UTENSILIOS	\$29,272.67	\$0.00	\$19,695.40	\$0.00	\$48,968.07	\$0.00
D	5124	MATERIALES Y ARTÍCULOS DE CONSTRUCCIÓN Y DE REPARACIÓN	\$48,906.84	\$0.00	\$12,407.00	\$0.00	\$61,313.84	\$0.00
D	5125	PRODUCTOS QUÍMICOS, FARMACÉUTICOS Y DE LABORATORIO	\$18,395.90	\$0.00	\$16,975.58	\$0.00	\$35,371.48	\$0.00
D	5126	COMBUSTIBLES, LUBRICANTES Y ADITIVOS	\$114,943.51	\$0.00	\$24,671.20	\$0.00	\$139,614.71	\$0.00
D	5129	HERRAMIENTAS, REFACCIONES Y ACCESORIOS MENORES	\$45,027.33	\$0.00	\$4,517.00	\$0.00	\$49,544.33	\$0.00
D	5130	SERVICIOS GENERALES	\$3,833,018.09	\$0.00	\$210,971.03	\$0.00	\$4,043,989.12	\$0.00
D	5131	SERVICIOS BÁSICOS	\$154,315.71	\$0.00	\$33,539.93	\$0.00	\$187,855.64	\$0.00
D	5132	SERVICIOS DE ARRENDAMIENTO	\$18,850.00	\$0.00	\$20,552.30	\$0.00	\$39,402.30	\$0.00
D	5133	SERVICIOS PROFESIONALES, CIENTÍFICOS Y TÉCNICOS Y OTROS SERVICIOS	\$370,429.99	\$0.00	\$71,931.71	\$0.00	\$442,361.70	\$0.00
D	5134	SERVICIOS FINANCIEROS, BANCARIOS Y COMERCIALES	\$22,075.89	\$0.00	\$2,196.92	\$0.00	\$24,272.81	\$0.00
D	5135	SERVICIOS DE INSTALACIÓN, REPARACIÓN, MANTENIMIENTO Y CONSERVACIÓN	\$2,880,237.36	\$0.00	\$8,120.00	\$0.00	\$2,888,357.36	\$0.00
D	5136	SERVICIOS DE COMUNICACIÓN SOCIAL Y PUBLICIDAD	\$63,847.80	\$0.00	\$24,812.34	\$0.00	\$88,660.14	\$0.00
D	5137	SERVICIOS DE TRASLADO Y VIÁTICOS	\$66,147.30	\$0.00	\$12,869.61	\$0.00	\$79,016.91	\$0.00
D	5138	SERVICIOS OFICIALES	\$4,201.11	\$0.00	\$580.00	\$0.00	\$4,781.11	\$0.00
D	5139	OTROS SERVICIOS GENERALES	\$252,912.93	\$0.00	\$36,368.22	\$0.00	\$289,281.15	\$0.00
D	5500	OTROS GASTOS Y PÉRDIDAS EXTRAORDINARIAS	\$536,059.57	\$0.00	\$107,351.52	\$0.00	\$643,411.09	\$0.00
D	5510	ESTIMACIONES, DEPRECIACIONES, DETERIOROS, OBSOLESCENCIA Y AMORTIZACIONES	\$0.00	\$0.00	\$643,411.09	\$0.00	\$643,411.09	\$0.00
D	5515	DEPRECIACIÓN DE BIENES MUEBLES	\$0.00	\$0.00	\$635,911.09	\$0.00	\$635,911.09	\$0.00

C071



INSTITUTO TECNOLOGICO SUPERIOR DE TLATLAUQUITEPEC PUEBLA

Balanza de Comprobación del 01/jun/2019 al 30/jun/2019

Cuentas de Mayor con saldo y/o movimientos. (De la cuenta: 1000 a la 9000)

Usr: supervisor
Rep: rptBalanzaComprobacion

Nat.	Cuenta	Nombre de la cuenta	SALDO ANTERIOR		MOVIMIENTOS		SALDO ACTUAL	
			DEUDOR	ACREEDOR	DEUDOR	ACREEDOR	DEUDOR	ACREEDOR
D	5517	AMORTIZACIÓN DE ACTIVOS INTANGIBLES						
D	5590	OTROS GASTOS	\$0.00	\$0.00	\$7,500.00	\$0.00	\$0.00	\$0.00
D	5599	OTROS GASTOS VARIOS	\$536,059.57	\$0.00	-\$536,059.57	\$0.00	\$7,500.00	\$0.00
D	5599-1	Otros Gastos	\$536,059.57	\$0.00	-\$536,059.57	\$0.00	\$0.00	\$0.00
D	8000	CUENTAS DE ORDEN PRESUPUESTARIAS	\$536,059.57	\$0.00	-\$536,059.57	\$0.00	\$0.00	\$0.00
D	8100	LEY DE INGRESOS	\$0.00	\$0.00	\$10,278,401.46	\$10,278,401.46	\$0.00	\$0.00
D	8110	LEY DE INGRESOS ESTIMADA	\$0.00	\$0.00	\$3,070,444.50	\$3,070,444.50	\$0.00	\$0.00
D	8110-73	Ingresos por Venta de Bienes y Prestación de Servicios de Entidades Paraestatales y Fideicomisos No Empresariales y No Financieros	\$22,129,275.68	\$0.00	\$0.00	\$0.00	\$22,129,275.68	\$0.00
D	8110-73-2	Ingreso por venta de Servicios de organismos Descentralizados	\$1,563,496.68	\$0.00	\$0.00	\$0.00	\$1,563,496.68	\$0.00
D	8110-73-2-02	INGRESOS PROPIOS DL ITSTL	\$1,563,496.68	\$0.00	\$0.00	\$0.00	\$1,563,496.68	\$0.00
D	8110-93	Subsidios y Subvenciones	\$20,565,779.00	\$0.00	\$0.00	\$0.00	\$20,565,779.00	\$0.00
D	8110-93-01	SUBSIDIO FEDERAL	\$10,525,850.00	\$0.00	\$0.00	\$0.00	\$10,525,850.00	\$0.00
D	8110-93-02	SUBSIDIO ESTATAL	\$10,039,929.00	\$0.00	\$0.00	\$0.00	\$10,039,929.00	\$0.00
A	8120	LEY DE INGRESOS POR EJECUTAR	\$0.00	\$15,805,101.10	\$1,535,222.25	\$0.00	\$0.00	\$14,269,878.85
A	8120-73	Ingresos por Venta de Bienes y Prestación de Servicios de Entidades Paraestatales y Fideicomisos No Empresariales y No Financieros	\$0.00	\$1,491,015.48	\$27,900.00	\$0.00	\$0.00	\$1,463,115.48
A	8120-73-2	Ingreso por venta de Servicios de organismos Descentralizados	\$0.00	\$1,491,015.48	\$27,900.00	\$0.00	\$0.00	\$1,463,115.48
A	8120-73-2-02	INGRESOS PROPIOS DL ITSTL	\$0.00	\$1,491,015.48	\$27,900.00	\$0.00	\$0.00	\$1,463,115.48
A	8120-79-02	Otros Ingresos, Otros Ingresos y Beneficios Varios	\$0.00	\$0.00	\$29,980.25	\$0.00	\$0.00	-\$29,980.25
A	8120-79-02-01	otros ingresos incidencias	\$0.00	\$0.00	\$29,980.25	\$0.00	\$0.00	-\$29,980.25
A	8120-93	Subsidios y Subvenciones	\$0.00	\$14,314,085.62	\$1,477,342.00	\$0.00	\$0.00	\$12,836,743.62
A	8120-93-01	SUBSIDIO FEDERAL	\$0.00	\$9,132,327.62	\$710,471.00	\$0.00	\$0.00	\$8,421,856.62
A	8120-93-02	SUBSIDIO ESTATAL	\$0.00	\$5,778,171.86	\$710,471.00	\$0.00	\$0.00	\$5,067,700.86
D	8130	SUBSIDIO ESTATAL POR CAPTACIÓN DE DERECHOS	\$0.00	-\$596,413.86	\$56,400.00	\$0.00	\$0.00	-\$652,813.86
D	8130-93	MODIFICACIONES A LA LEY DE INGRESOS ESTIMADA	\$2,879,077.36	\$0.00	\$0.00	\$0.00	\$2,879,077.36	\$0.00
D	8130-93-01	Subsidios y Subvenciones	\$2,879,077.36	\$0.00	\$0.00	\$0.00	\$2,879,077.36	\$0.00
D	8130-93-02	SUBSIDIO FEDERAL	\$2,879,077.36	\$0.00	\$0.00	\$0.00	\$2,879,077.36	\$0.00
A	8140	LEY DE INGRESOS DEVENGADA	\$0.00	\$0.00	\$0.00	\$0.00	\$2,879,077.36	\$0.00
A	8140-73	Ingresos por Venta de Bienes y Prestación de Servicios de Entidades Paraestatales y Fideicomisos No Empresariales y No Financieros	\$0.00	\$0.00	\$1,535,222.25	\$1,535,222.25	\$0.00	\$0.00
A	8140-73-2	Ingreso por venta de Servicios de organismos Descentralizados	\$0.00	\$0.00	\$27,900.00	\$27,900.00	\$0.00	\$0.00
A	8140-73-2-02	INGRESOS PROPIOS DL ITSTL	\$0.00	\$0.00	\$27,900.00	\$27,900.00	\$0.00	\$0.00
A	8140-79-02	Otros Ingresos, Otros Ingresos y Beneficios Varios	\$0.00	\$0.00	\$29,980.25	\$29,980.25	\$0.00	\$0.00
A	8140-79-02-01	otros ingresos incidencias	\$0.00	\$0.00	\$29,980.25	\$29,980.25	\$0.00	\$0.00
A	8140-93	Subsidios y Subvenciones	\$0.00	\$0.00	\$29,980.25	\$0.00	\$0.00	\$0.00
A	8140-93-01	SUBSIDIO FEDERAL	\$0.00	\$0.00	\$1,477,342.00	\$1,477,342.00	\$0.00	\$0.00
A	8140-93-02	SUBSIDIO ESTATAL	\$0.00	\$0.00	\$710,471.00	\$710,471.00	\$0.00	\$0.00
A	8140-93-04	SUBSIDIO ESTATAL POR CAPTACIÓN DE DERECHOS	\$0.00	\$0.00	\$710,471.00	\$710,471.00	\$0.00	\$0.00
A	8150	LEY DE INGRESOS RECAUDADA	\$0.00	\$0.00	\$56,400.00	\$56,400.00	\$0.00	\$0.00
A	8150-73	Ingresos por Venta de Bienes y Prestación de Servicios de Entidades Paraestatales y Fideicomisos No Empresariales y No Financieros	\$0.00	\$9,203,251.94	\$0.00	\$1,535,222.25	\$0.00	\$10,738,474.19
A	8150-73-2	Ingreso por venta de Servicios de organismos Descentralizados	\$0.00	\$72,481.20	\$0.00	\$27,900.00	\$0.00	\$100,381.20
A	8150-73-2-02	INGRESOS PROPIOS DL ITSTL	\$0.00	\$72,481.20	\$0.00	\$27,900.00	\$0.00	\$100,381.20
A	8150-79-02	Otros Ingresos, Otros Ingresos y Beneficios Varios	\$0.00	\$0.00	\$0.00	\$29,980.25	\$0.00	\$29,980.25
A	8150-79-02-01	otros ingresos incidencias	\$0.00	\$0.00	\$0.00	\$29,980.25	\$0.00	\$29,980.25
A	8150-93	Subsidios y Subvenciones	\$0.00	\$9,130,770.74	\$0.00	\$1,477,342.00	\$0.00	\$10,608,112.74
A	8150-93-01	SUBSIDIO FEDERAL	\$0.00	\$4,272,599.74	\$0.00	\$710,471.00	\$0.00	\$4,983,070.74
A	8150-93-02	SUBSIDIO ESTATAL	\$0.00	\$4,261,757.14	\$0.00	\$710,471.00	\$0.00	\$4,972,228.14
A	8150-93-04	SUBSIDIO ESTATAL POR CAPTACIÓN DE DERECHOS	\$0.00	\$596,413.86	\$0.00	\$56,400.00	\$0.00	\$652,813.86

6072



**INSTITUTO TECNOLOGICO SUPERIOR DE TLATLAUQUITEPEC
PUEBLA**

**Balanza de Comprobación del 01/jun/2019 al 30/jun/2019
Cuentas de Mayor con saldo y/o movimientos. (De la cuenta: 1000 a la 9000)**

Usr: supervisor
Rep: rptBalanzaComprobacion

Nat.	Cuenta	Nombre de la cuenta	SALDO ANTERIOR		MOVIMIENTOS		SALDO ACTUAL	
			DEUDOR	ACREEDOR	DEUDOR	ACREEDOR	DEUDOR	ACREEDOR
A	8200	PRESUPUESTO DE EGRESOS	\$0.00	\$0.00	\$7,207,956.96	\$7,207,956.96	\$0.00	\$0.00
A	8210	PRESUPUESTO DE EGRESOS APROBADO	\$0.00	\$22,747,971.52	\$0.00	\$0.00	\$0.00	\$22,747,971.52
D	8220	PRESUPUESTO DE EGRESOS POR EJERCER	\$14,684,761.13	\$0.00	\$28,672.30	\$1,816,453.05	\$12,896,980.38	\$0.00
A	8230	MODIFICACIONES AL PRESUPUESTO DE EGRESOS APROBADO	\$0.00	\$2,951,191.22	\$28,672.30	\$28,672.30	\$0.00	\$2,951,191.22
D	8240	PRESUPUESTO DE EGRESOS COMPROMETIDO	\$0.00	\$0.00	\$1,787,780.75	\$1,787,780.75	\$0.00	\$0.00
D	8250	PRESUPUESTO DE EGRESOS DEVENGADO	\$0.00	\$0.00	\$1,787,780.75	\$1,787,270.11	\$510.64	\$0.00
D	8260	PRESUPUESTO DE EGRESOS EJERCIDO	\$0.00	\$0.00	\$1,787,270.11	\$1,787,780.75	-\$510.64	\$0.00
D	8270	PRESUPUESTO DE EGRESOS PAGADO	\$11,014,401.61	\$0.00	\$1,787,780.75	\$0.00	\$12,802,182.36	\$0.00
Sumas =>			\$73,775,558.53	\$73,775,558.53	\$17,206,198.90	\$17,206,198.90	\$75,470,330.69	\$75,470,330.69

DR. SERGIO LÓPEZ MORENO
DIRECTOR GENERAL

M.A. CLAUDIA PATRICIA SALGADO GUZMÁN
ENCARGADA DE LA SUBDIRECCIÓN DE
SERVICIOS ADMINISTRATIVOS

C.P. JULIO CÉSAR ELENO MARCELO
JEFE DE RECURSOS FINANCIEROS

0073